

2025

Full Product Catalog

Enhancing quality
of life is our
driving force



drive

 **DeVilbiss**
HEALTHCARE

Our Story

Founded in 2000, Drive DeVilbiss Healthcare has rapidly become a leading manufacturer of durable medical equipment with offices throughout the world. With the 2015 acquisition of DeVilbiss Healthcare, an innovator in respiratory care since 1888, we expanded to include a full line of reliable oxygen and respiratory products used in more than 100 countries. Our name, Drive DeVilbiss Healthcare, reflects both our dynamic, forward-moving spirit as well as this long legacy of enhancing lives.

Our Products

We carry a complete line of life-enhancing durable medical equipment focused on innovation, functionality, and value, including mobility products, beds, wheelchairs, pressure prevention products, bathroom safety and commodes, respiratory equipment, pediatric rehab products, patient room equipment, personal care products, aids to daily living, and electrotherapy devices.

Behind each of the **3500+ products** we manufacture is the goal of improving the quality of life and promoting the independence of the individuals who use them. We are dedicated to our customers and partners and continuously work to provide them with the highest quality products across a broad spectrum of healthcare needs, excellent value, and unparalleled customer support.

Table of Contents

Rollators	3-24
Canes & Crutches	25-55
Wheelchairs	57-92
Walkers	93-114
Bath Safety	115-142
Commodes	143-156
Beds	157-180
Pressure	181-218
Personal Care	219-244

2025

Rollators Catalog

Enhancing quality
of life is our
driving force



drive

DeVilbiss®
HEALTHCARE

Rollators

Dependable Independent Mobility

When it comes to independent mobility, Drive DeVilbiss Healthcare is proud to offer an array of dependable, high-quality rollators to meet your needs—with features you'll love, in styles you'll be proud to showcase. Whether your lifestyle calls for light and portable travel-friendly options, or a sturdy and durable selection for everyday use, you will appreciate the thought and care we put into the design and production of every Drive rollator.



Rollators

Deluxe 3 Wheel Aluminum Rollator with 7.5" Casters

Item #	Color
10289RD	Red
10289BL	Blue

- Comes standard with basket, tray and pouch
- Basket conveniently folds for easy storage
- Ships in ultra-compact carton Comes with frame folded and compact Pull lightweight, aluminum trombone-style frame to lock in place and secure with lock knob
- 7.5" casters for indoor or outdoor use
- Handles easily adjust in height with self-threading knob Special loop lock made of internal aluminum casting operates easily and ensures safety
- Easy, one-hand folding

[Shop Now](#)



Winnie Lite Supreme/Go Lite 3 Wheel Aluminum Rollator

Item #	Color
RTL199	Tan Plaid

- Special loop lock made of internal aluminum casting operates easily and ensures safety
- 7.5" casters with soft-grip tires are ideal for indoor and outdoor use
- Comes standard with carry pouch
- Handles easily adjust in height with self-threading knob
- Easy, one-hand folding

[Shop Now](#)



Rollators

Nitro™ 3-Wheel Rollator

Item #	Color
RTL10266TWHL	Red



- Stylish and modern design features lightweight aluminum frame with built-in brake cable
- Ergonomic hand grips provide comfort and control, push down on handbrakes to engage parking brake feature
- Quickly and easily adjust the height of the handles with the push-button height adjustment
- Large, removable storage pouch
- Easy side to side fold allows the rollator to stay in the standing position, making it easy to roll, park and store
- Dual front fork design enhances turning radius while providing added safety
- Large 9" front wheel allows for optimal steering
- Out of box assembled

[Shop Now](#)



Steel Rollator with 6" Wheels, Knockdown

Item #	Color
R800KD-RD	Red
R800KD-BL	Blue



- Strong, durable steel frame
- Height adjustable arms (31"-36")
- Padded seat allows user to remain comfortable during periods of extended sitting
- Padded backrest adds additional comfort and support
- Convenient storage pouch under seat for easy access to your personal items
- Ergonomic hand grip with easy to use loop-lock brakes provides comfort and control
- 6" wheels with soft grip tires for indoor and outdoor use
- Compact and foldable design
- Tool-free quick and easy assembly
- Weighs just 17 lb

[Shop Now](#)



Rollators

Durable 4 Wheel Rollator with 7.5" Casters



Item #	Color
10257BL-1	Blue
10257RD-1	Red

- Durable steel frame
- Convenient mobility with a comfortable, restful seat
- Pouch under seat for added privacy and security of personal items
- Easy-turn lever for quick height adjustment
- Large 7.5 inch caster wheels are great for indoor and outdoor use
- Deluxe hand brake can be pressed when needed or pushed down to lock rollator into place
- Removable, hinged, padded backrest can be folded up or down
- Easily folds for transport or storage

[Shop Now](#)



Aluminum Rollator with 6" Casters



Item #	Color
R726RD	Red
R726BK	Black
R726BL	Blue

- Lightweight aluminum frame
- Comes with a comfortable, durable padded seat
- Zippered pouch under seat for added privacy and security of personal items
- Removable, hinged, padded backrest can be folded up or down
- 6" casters with soft grip tires ideal for indoor and outdoor use and make the ride smooth and stable
- Ergonomic handles are easy-to-grip and are adjustable

[Shop Now](#)



Rollators

Adjustable Height Rollator with 6" Casters

Item #	Color
RTL10261RD	Red
RTL10261BL	Blue

- Universal height adjustment on frame allows seat height to be adjusted from 18" to 22" in 1" increments
- Comes with a comfortable, durable padded seat
- Removable, hinged, padded backrest can be folded up or down
- 6" casters with soft grip tires ideal for indoor and outdoor use and make the ride smooth and stable
- Ergonomic handles are easy-to-grip and are adjustable in height with self-threading knob

Shop Now



Aluminum Rollator with 7.5" Casters

Item #	Color
R728RD	Red
R728BL	Blue

- Comes with a comfortable, durable padded seat
- Zippered pouch under seat for added privacy and security of personal items
- Removable, hinged, padded backrest can be folded up or down
- 7.5" casters with soft grip tires ideal for indoor and outdoor use and make the ride smooth and stable
- Ergonomic handles are easy-to-grip and are adjustable

Shop Now



Rollators

Compact Folding Rollator

**Item #**

RTL10288BK

Color

Black

- Easy side-to-side fold for daily use and compact fold for storage and travel
- This lightweight rollator only weighs 15.5 lbs for effortless travel and transport
- Strong, durable aluminum frame
- Adjustable handle height from 31"-36"
- Padded backrest provides additional support when in a seated position
- Seat allows you to take a break when needed and remain comfortable
- 8" wheels are ideal for maneuvering both indoors and outdoors
- Removeable storage bag for your personal items
- Cane holder included for added convenience
- Tool-free assembly

[Shop Now](#)

Nitro Aluminum Rollator, 10" Casters

**Item #**

RTL10266

Color

Red

RTL10266BK

Black

- This rolling walker is cleverly engineered with a comfortable seat, adjustable height handles, and large 10" front casters for seamless rolling.
- Brake cables are located inside the frame to provide a safe experience
- Adjustable contoured backrest
- Cross-brace design for added safety
- Clip hold and side-by-side folding
- Large and convenient storage bag included
- Weighs only 18 lb., easy-to-transport

[Shop Now](#)

Rollators

Nitro Aluminum Rollator, Hemi Height, 10" Casters

Item #
RTL10266BK-H

Color
Black

- Hemi-height ideal for users 5'2" and below
- Brake cable inside frame for added safety
- Handle height easily adjusts with unique push button
- Back support height adjusts with tool-free thumb screw
- Caster fork design enhances turning radius
- Large 10" front casters allow optimal steering and rolling comfort
- Easily folds with one hand to ultra-compact size for storage
- Plastic clip holds the Nitro closed when frame is folded
- Cross-brace design allows for side-to-side folding and added stability
- Lightweight aluminum frame



[Shop Now](#)

Nitro Aluminum Rollator, Tall Height, 10" Casters

Item #
RTL10266-T
RTL10266BK-T

Color
Red
Black

- Tall height ideal for users 6'0" and above
- Brake cable inside frame for added safety
- Handle height easily adjusts with unique push button
- Back support height adjusts with tool-free thumb screw
- Caster fork design enhances turning radius
- Large 10" front casters allow optimal steering and rolling comfort
- Easily folds with one hand for storage
- Plastic clip holds the Nitro closed when frame is folded
- Cross-brace design allows for side-to-side folding and added stability
- Lightweight aluminum frame



[Shop Now](#)

Rollators

Nitro DLX Rollator

Item

RTL10266CH-HS

RTL10266BL-HS

Color

Champagne

Blue



- Handle height easily adjusts with unique push button
- Back support height adjusts with tool-free thumb screw
- Caster fork design enhances turning radius
- 10" front casters allow excellent steering and rolling comfort
- Easily folds with one hand to ultra-compact size
- Cross-brace design allows for side-to-side folding and added stability
- Handsome and removable deluxe zippered storage bag with unique attachment to keep bag securely in place when Nitro is open or folded
- Lightweight frame

[Shop Now](#)



Nitro Sprint Rollator

Item

102662RD

102662BK

102662BL

Color

Red

Black

Blue



- Contoured backstrap for improved comfort and visibility
- The patented frame design provides added strength and durability with a 350lb weight capacity.
- Integrated slow-down brake controls speed when navigating diverse terrain.
- The enhanced braking system reduces tire wear and allows for easy replacement of brake pads and cables
- Built-in accessory mount easily attaches a cup, cane or smartphone holder.
- Built-in brake cable for improved durability and safety
- Large 10" front wheels provide optimal stability'
- Folds side to side with one hand
- A padded seat provides added comfort while sitting
- Storage bag mounts in multiple locations for easy access

[Shop Now](#)



Rollators

Nitro Sprint Rollator with Accessories

Item #	Color
102662RD-ACC	Red
102662BK-ACC	Black
102662BL-ACC	Blue

- Built-in accessory mount easily attaches a cup, cane or smartphone holder. ***ALL 3 ACCESSORIES INCLUDED!**
- Contoured backstrap for improved comfort and visibility
- The patented frame design provides added strength
- Integrated slow-down brake controls speed when navigating diverse terrain.
- The enhanced braking system reduces tire wear and allows for easy replacement of brake pads and cables
- Built-in brake cable for improved durability and safety
- Large 10" front wheels provide optimal stability'
- Folds side to side with one hand
- A padded seat provides added comfort while sitting
- Storage bag mounts in multiple locations for easy access.

[Shop Now](#)



Nitro Sprint Rollator, Tall

Item #	Color
102662RD-T	Red
102662BK-T	Black
102662BL-T	Blue

- Contoured backstrap for improved comfort and visibility
- The patented frame design provides added strength and durability with a 350lb weight capacity.
- Integrated slow-down brake controls speed when navigating diverse terrain.
- The enhanced braking system reduces tire wear and allows for easy replacement of brake pads and cables
- Built-in accessory mount easily attaches a cup, cane or smartphone holder.
- Built-in brake cable for improved durability and safety
- Large 10" front wheels provide optimal stability'
- Folds side to side with one hand
- A padded seat provides added comfort while sitting
- Storage bag mounts in multiple locations for easy access.

[Shop Now](#)



Rollators

Nitro Sprint Rollator, Tall with Accessories

Item #	Color
102662RD-T-ACC	Red
102662BK-T-ACC	Black
102662BL-T-ACC	Blue

- Built-in accessory mount easily attaches a cup, cane or smartphone holder. ***ALL 3 ACCESSORIES INCLUDED!**
- Contoured backstrap for improved comfort and visibility
- The patented frame design provides added strength
- Integrated slow-down brake controls speed when navigating diverse terrain.
- The enhanced braking system reduces tire wear and allows for easy replacement of brake pads and cables
- Built-in brake cable for improved durability and safety
- Large 10" front wheels provide optimal stability'
- Folds side to side with one hand
- A padded seat provides added comfort while sitting
- Storage bag mounts in multiple locations for easy access.

[Shop Now](#)



Nitro Sprint Rollator, Hemi

Item #	Color
102662RD-H	Red
102662BK-H	Black
102662BL-H	Blue

- Contoured backstrap for improved comfort and visibility
- The patented frame design provides added strength and durability with a 350lb weight capacity.
- Integrated slow-down brake controls speed when navigating diverse terrain.
- The enhanced braking system reduces tire wear and allows for easy replacement of brake pads and cables
- Built-in accessory mount easily attaches a cup, cane or smartphone holder.
- Built-in brake cable for improved durability and safety
- Large 10" front wheels provide optimal stability'
- Folds side to side with one hand
- A padded seat provides added comfort while sitting
- Storage bag mounts in multiple locations for easy access.

[Shop Now](#)



Rollators

Nitro Sprint Rollator, Hemi with Accessories



Item #	Color
102662RD-H-ACC	Red
102662BK-H-ACC	Black
102662BL-H-ACC	Blue

- Built-in accessory mount easily attaches a cup, cane or smartphone holder. ***ALL 3 ACCESSORIES INCLUDED!** Contoured backstrap for improved comfort and visibility
- The patented frame design provides added strength
- Integrated slow-down brake controls speed when navigating diverse terrain.
- The enhanced braking system reduces tire wear and allows for easy replacement of brake pads and cables
- Built-in brake cable for improved durability and safety
- Large 10" front wheels provide optimal stability'
- Folds side to side with one hand
- A padded seat provides added comfort while sitting
- Storage bag mounts in multiple locations for easy access.

[Shop Now](#)



AeroWalk™ Rollator

Item #	Color
10277GY	Grey
10277WT	White
10277BL	Blue

Coming Soon!



Rollators

Nitro Elite CF, Carbon Fiber Rollator

Item #

RTL10266CF

Color

Black Carbon Fiber

- Luxurious super lightweight carbon fiber frame
- Frame weighs only 12 lb for powerful performance with swift and effortless mobility
- Opulent and removable zippered storage bag
- Unique bag attachment keeps bag securely in place when rollator is open or folded
- Brake cable inside frame for added safety
- Handle height easily adjusts with unique push button
- Caster fork design enhances turning radius
- Large 10" front casters allow optimal steering and rolling comfort
- Easily fold with one hand to ultra-compact size for storage
- Cross-brace design allows for side-to-side folding
- EZ clip cane holder included

[Shop Now](#)

Aluminum Junior Rollator with 6" Casters

Item #

301PSBN

Color

Blue

301PSRN

Red

- 6" casters with soft-grip are ideal for indoor and outdoor use
- Tool-free removable padded back rest with cover for comfort
- 18" floor to seat height
- Comfortable padded seat
- Handles are adjustable height
- Special loop lock made of internal aluminum casting operates easily and ensures safety
- Easy, one-hand folding

[Shop Now](#)

Rollators

Go-Lite Bariatric Steel Rollator



Item #	Color
10215RD-1	Red
10215BL-1	Blue

- 8" casters with soft-grip tires are ideal for indoor and outdoor use
- Soft padded oversized seat
- Comes with large 20.5" (W) x 4.5" (H) x 9" (D) basket that can be mounted under seat
- Tool-free removable padded backrest for comfort
- Special loop lock made of internal aluminum casting operates easily and ensures safety
- Handles easily adjustable in height with self-threading knob

[Shop Now](#)



Nitro HD Rollator



Item #	Color
10266HD-BK	Black

- Brake cable inside frame for added safety
- Handle height easily adjusts with unique push button
- Unique suspension system for support and comfort
- Back support height easily adjusts tool-free
- Caster fork design enhances turning radius
- Large 10" front casters allow optimal steering
- Easily folds with one hand to ultra-compact size
- Under seat locking mechanism holds the Nitro closed when frame is folded
- Cross-brace design allows for side-to-side folding and added stability
- Handsome and removable zippered storage bag with unique attachment to keep bag securely in place when Nitro is open or folded
- Lightweight, aluminum frame

[Shop Now](#)



Rollators

Nitro® Sprint HD Rollator

Item #

102662BK-HD

Color

Black



- Contoured backstrap with viewing window
- The patented frame design provides added strength and durability with a 500 lb weight capacity
- Integrated slow-down brake controls speed
- Enhanced braking system reduces tire wear and allows for easy replacement of brake pads and cables
- Improved tire tread for better stopping ability
- Built-in accessory mount easily attaches a cup, cane or smartphone holder
- Built-in brake cable for improved durability and safety
- Large 10" front wheels provide optimal stability and rolling comfort
- Folds side to side with one hand and remains locked for easy transport and storage
- Storage bag mounts in multiple locations for easy access

[Shop Now](#)

Duet Rollator/Transport Chair with 6" Casters

Item #

795BU

795BK

795B

Color

Burgundy

Black

Blue



- Combines the features of a rollator and transport chair in one unit
- An individual can ambulate independently or be pushed safely by a caregiver
- The tool-free two-position contoured padded backrest is reversible
- Comes with padded seat with carry pouch
- The folding frame has a lock-out feature to ensure the unit stays open while in use and ensures the unit will stay folded during transport
- 8" casters are ideal for indoor and outdoor use
- Handles are adjustable in height

[Shop Now](#)

Rollators

Nitro Duet Rollator and Transport Chair

Item #

RTL10266DT

Color

Red

- Combines the features of a rollator and transport chair into one unit. The user can ambulate independently or be pushed safely by a caregiver
- The tool-free two-position contoured backrest is reversible depending on whether you are using the Nitro Duet as a rollator or transport chair
- Back support height easily adjusts with tool-free buttons
- Caster fork design and large 10" front casters enhances turning radius and rolling comfort
- Cross-brace design allows for side-to-side folding and added stability
- Brake cables routed inside the frame add safety and convenience

[Shop Now](#)

Elevate Upright Walker

Item #

UPWKRBL10

UPWKRGY10

Color

Blue

Grey

- Natural line of sight than traditional mobility aids.
- Height-adjustable upholstered forearm pads keep arms supported and level for comfortable use, while large, ten-inch wheels make it perfect for indoor and outdoor use
- Padded armrests and upright handle adjust to 44"
- Durable and comfortable padded seat
- Simple one-handed, side-to-side folding
- Includes removable zipper storage bag with strap
- Dual front fork for optimal stability and
- Loop lock brakes for added safety and control
- Adjustable length dual handbrake system
- Large 10" multi-terrain front wheels for
- Height adjustable backrest

[Shop Now](#)

Nitro O2 Tank Holder

Item # 10266-4OX

- Oxygen tank holder for exclusive use with Drive's Nitro rollator (Not compatible with Nitro Sprint, Nitro Glide, Nitro Duet, or Nitro 3 Wheel)
- Accomodates the most commonly used tank sizes (ML6/A tanks, M4/A tanks, M9/C tanks, M6/B tanks, M15/D tanks)
- Conveniently attaches to the Nitro's front end without affecting any of the Nitro's functionality

[Shop Now](#)



Nitro O2 Tank Holder

Item # 10266HD-4OX

- Oxygen tank holder for exclusive use with Drive's Nitro Heavy Duty rollator (Not compatible with Nitro Sprint, Nitro Glide, Nitro Duet, or Nitro 3 Wheel)
- Accomodates the most commonly used tank sizes (ML6/A tanks, M4/A tanks, M9/C tanks, M6/B tanks, M15/D tanks)
- Conveniently attaches to the Nitro's front end without affecting any of the Nitro's functionality

[Shop Now](#)



Nitro Slow Down Brake

Item # 10266-BRAKE ENH

- Compatible with Nitro Rollator

[Shop Now](#)



Slow-Down Brakes for Side-Fold

Item # 730-942

- Fits Airgo eXcursion and Fusion models
- Not compatible with eXcursion6 due to 6" wheels
- Retro-compatible with all revisions, but works best on new low-profile wheels
- Can apply pressure to both sides, or one side to correct gait

[Shop Now](#)



Nitro Cup Holder

Item # 10266-CH

- Securely holds cup or bottle
- Fits all Nitro models
- Tool free installation

[Shop Now](#)



Nitro Sprint and Glide Cup Holder

Item # 102662-CUP

- The Nitro Sprint and Glide Cup Holder is designed to fit on all Nitro Sprint Rollators and Nitro Glide Knee Walkers with built-in accessory mount to provide convenience at every turn
- Fits on all Nitro Sprint Rollators and Nitro Glide Knee Walkers with built-in accessory mount
- Securely holds cups, water bottles, and travel mugs all at an arms reach

[Shop Now](#)



Nitro Sprint Rollator Tray

Item # 102662-TRAY

- The Nitro Sprint Tray is designed to fit on the Nitro Sprint Rollator to provide convenience at every turn
- Fits on all Nitro Sprint Rollators
- Tray sits securely on top of the rollator seat
- Molded cup holder provides added stability for beverages

[Shop Now](#)



Nitro Sprint and Glide Cell Phone Holder

Item # 102662-CELL

- The Nitro Sprint and Glide Cell Phone Holder is designed to fit on all Nitro Sprint Rollators and Nitro Glide Knee Walkers with built-in accessory mount to provide convenience at every turn
- Fits on all Nitro Sprint Rollators and Nitro Glide Knee Walkers with built-in accessory mount
- Securely holds most smart phones with ability to view and use cell phone while in cell phone holder
- Locking mechanism ensures cell phone remains in its holder

[Shop Now](#)



Nitro Sprint Cane Holder

Item # 102662-CANE

- The Nitro Cane Holder is designed to fit on the Nitro Sprint Rollator with built-in accessory mount to provide convenience at every turn
- Fits on all Nitro Sprint Rollators with built-in accessory mount
- Securely holds most standard canes on left side of rollator
- Easily mount cane or remove cane from rollator for seamless transition from cane to rollator

[Shop Now](#)



Nitro Cane Holder

Item # 892

- Fits all Nitro products
- Holds most manufactures canes

[Shop Now](#)





CORPORATE OFFICE 🏠 99 Seaview Blvd., Port Washington, NY 11050 📞 877-374-8763 🌐 www.drivemedical.com
CANADA OFFICE 🏠 256 Aviva Park Drive, Vaughan, Ontario Canada L4L 9C7 📞 866-752-1363

©2025 Medical Depot, Inc. dba Drive DeVilbiss Healthcare, 99 Seaview Boulevard, Port Washington, NY 11050. All trademarks used in association with the sale of products of Drive DeVilbiss are trademarks owned by Medical Depot, Inc. All other trademarks, trade names, service marks and logos referenced herein belong to their respective companies. Refer to product instruction guide for warranty details.



2025

Canes & Crutches Catalog

Enhancing quality
of life is our
driving force



Enhance Independence Safely

For dependable mobility products you can trust, doctors, hospitals, and individuals alike turn to Drive DeVilbiss Healthcare. We offer a wide variety of canes and crutches to provide the precise, individual level of support you need to protect your independence and safely enhance your mobility. Whether you're looking for mobility assistance during a temporary period of recovery, or to better support your balance during everyday activities, you'll find a finely crafted solution from Drive.




Hurrycane®
Freedom Edition™

Item #	Color
HCANE-BK-C2	Black
HCANE-BL-C2	Blue
HCANE-RD-C2	Red
HCANE-PR-C2	Purple
HCANE-PB-C2	Pastel Blue
HCANE-PP-C2	Pastel Pink
HCANE-PG-C2	Pastel Green

- Freestanding design
- Folds & unfolds in seconds
- 8 convenient height adjustments
- Whisperflex pivoting base design for stability & balance
- Steadigrip base for all-terrain traction
- Comfort-fit shock-absorbing handle
- Anodized aluminum shaft
- Wrist strap included

Shop Now



HurryCane® Go™

Item #	Color
HCANE-BK-G2	Black

- Stands on its own—Even on Carpet The wider SteadiGrip™ base with cross-hatched tips provides greater stability and traction to help your cane stand on any surface
- Improved Stability with a wider range of motion, the pivoting WhisperFlex™ design provides even better balance and stability
- Enhanced Traction with new cross-hatched tips provide maximum traction
- Adjustable height with 8 convenient height adjustments from 30.5"–37.5" give you a perfect fit

Shop Now



HurryCane® Accessory Feet

Item

HCFEET-BK

- Large cross-hatched tips give you even greater traction and help the HurryCane® Freedom Edition stand on its own even on carpet!
- For use only with the new HurryCane® Freedom Edition™. Not compatible with previous editions with rounded tips.

[Shop Now](#)

HurryFlex® Accessory Cane Tip

Item

HTIP-BK

- Transforms Single-Point Canes: Add this replacement cane tip to your single-point cane to turn it into a self-standing HurryCane.
- Freestanding Design: Self-standing cane tip lets your cane stand on its own so it's always by your side when you need it
- Enhanced Stability: Tripod cane base features three points of contact for all-terrain traction, plus a pivoting base for additional stability
- Lightweight and Compact: These rubber cane tips are 54 percent lighter and 80 percent smaller than large, quad cane tips, while offering incredible support
- Tool-Free Installation: The 3-point cane tip installs in seconds, no tools necessary

[Shop Now](#)

Canes

Gel Grip, Aluminum Offset Canes, Height Adjustable

Item

Color

RTL10372BK
RTL10372BC
RTL10372RC
RTL10372FL
RTL10336MA
RTL10336MN
RTL10336SF
RTL10372GL
RTL10372PL

Black
Blue Crackle
Red Crackle
Floral
Marble
Mech. Navy
Spring
Green Leaves
Plaid

- Ergonomically designed handle with soft Gel Grip provides comfort and security
- Manufactured with sturdy, extruded aluminum tubing
- Comes standard with premium Gel Grip and wrist strap
- Easy-to-use, one-button height adjustment with locking ring. Locking ring prevents rattling
- Handle height adjusts from 30" to 39"
- Weight Capacity 300 lbs. / Approx. user height 5'-6'5"

[Shop Now](#)



Offset Handle Aluminum Canes

Item

Color

RTL10306
RTL10307
RTL10303NV
RTL10303AF
RTL10303BF
RTL10303GP
RTL10303HR
RTL10303LV
RTL10303NA
RTL10303PF
RTL10303PN
RTL10303SN
RTL10303SW

Black
Bronze
Navy
Amber Floral
Burst Floral
Green Plaid
Vibrant Holiday Red
Lavendar
Navy Argyle
Pink Floral
Leafy Green Pine
Frosted Snowflake
Swirl

- Ergonomic soft Foam Grip provides comfort and security
- Manufactured with sturdy, extruded aluminum tubing
- Easy-to-use, one-button height adjustment with locking ring. Locking ring prevents rattling
- Handle height adjusts from 30" to 39"
- Weight Capacity 300 lbs. / Approx. user height 5'-6'5"
- 3/4" Cane Diameter

[Shop Now](#)



Offset Aluminum Canes with Tab-Loc Silencer

Item #

10381BLK-6

Color

Black

- Tab-Loc silencer provides added safety to ensure a locked height adjustment
- Features a padded grip
- The flat side of the grip faces up to reduce stress that the user's hand may experience
- Ergonomically designed padded handle
- Comes standard with wrist strap
- Manufactured with sturdy, extruded aluminum tubing
- Handle height adjusts from 28.75" to 37.75"

[Shop Now](#)

Offset Handle Aluminum Canes

Item #

10309BKW-6

Color

Black Wave

10303-6

Silver

- Ergonomically designed handle with soft Foam Grip provides comfort and security
- Comes standard with foam rubber grip and wrist strap
- Manufactured with sturdy, extruded aluminum tubing
- Easy-to-use, one-button height adjustment with locking ring
- Locking ring prevents rattling
- Comes with Black wave, Blue wave, and Bronze wave
- Handle height adjusts from 30" to 39"

[Shop Now](#)

Bariatric Offset-Handle Canes

Item #
10318-6

Color
Black

- Manufactured with steel tubing
- Easy-to-use, dual-button height adjustment with locking ring Locking ring prevents rattling
- Comfortable vinyl hand grip with wrist strap



Shop Now



Comfort Grip Cane



Item #
RTL10336RG
RTL10336FG
RTL10336GR
RTL10336AN
RTL10336PA
RTL10336LM
RTL10336MA
RTL10336MN
RTL10336SF

Color
Rose Gold
Forest Green
Graphite
Anchor
Patriotic
Lemons
Marble
Mechanical
Spring Floral



- Manufactured with sturdy, extruded aluminum tubing
- Comes Standard with premium wrist strap
- Easy-to-use, one-button height adjustment with locking ring Locking ring prevents rattling
- Handle height adjusts from 30" to 39"
- Approx. user height 5'-6'5"

Shop Now



Canes

Aluminum Folding Canes, Height Adjustable


Item

RTL10304BZ
RTL10304
RTL10304BW
RTL10304PN
RTL10304DG
RTL10304GD
10304BF-1

Color

Bronze
Black
Black/White Abstract
Pink Abstract
Puppy
Garden
Black Floral

- Cane folds into four convenient parts for easy storage
- Manufactured with sturdy, extruded aluminum tubing
- Easy-to-use, one-button height adjustment with locking ring Locking ring prevents rattling
- Handle height adjusts from 30" to 37"
- Approx. user height 5'-6'5"

[Shop Now](#)

Bariatric Aluminum Folding Cane, Height Adjustable

Item

RTL10304HD

Color

Black

- Cane folds into four convenient parts for an easy storage
- Attractive wood handle with brass collar
- Manufactured with sturdy, extruded aluminum tubing
- Comes with plastic clip to hang cane when folded
- Handle height adjusts from 33" to 37"

[Shop Now](#)

Aluminum Folding Canes with Gel Grip, Height Adjustable

Item #

RTL10370RC

RTL10370BC

RTL10370BK

Color

Red Crackle

Blue Crackle

Black

- New gel grip reduces hand stress and fatigue
- Aluminum folding cane, height adjustable
- Cane folds into four convenient parts for easy storage
- Manufactured with sturdy, extruded aluminum tubing
- Comes with plastic clip to hang cane when folded
- Available in Red Crackle, Blue Crackle, Black, and Hearts
- Handle height adjusts from 32" to 36"

[Shop Now](#)

Folding Canes With Silicone Glow Grip Handle & Tip

Item #

RTL10304CE

Color

Celebration

- Handle and tip glow in the dark
- Handle height adjusts from 33" to 37"
- Manufactured with sturdy, anodized, extruded aluminum tubing
- Metal (lock nut) silencer
- Soft, silicone handle for added comfort

[Shop Now](#)

Flex N Go Cane

Item #
RTL10305

Color
Black



- Cane base with 3 feet, pivots in any direction providing added security and traction
- Soft grip handle relieves stress and pressure on fingers and wrist
- Newly designed tip is removable without tools, for easy replacement
- Height adjusts for use by most individuals
- 3 point base allow the cane to stand on its own
- Tip flexes and swivels to maintain contact with the ground when the cane is at an angle, providing superior balance
- Conveniently folds for easy storage

[Shop Now](#)



Quad Canes, Small Base

Item #
10301-4

Color
Chrome

Description
Vinyl Contoured Grip



- Four point base, combined with offset handle provides additional stability and support
- Easy-to-use, one-button height adjustment with locking bolt, allows quick, safe fitting
- No assembly required
- Handle height adjusts from 30" to 39"

[Shop Now](#)



Canes

Quad Canes, Small Base

Item #	Color	Description
RTL10310	Black	Foam Rubber Grip



- Four point base, combined with offset handle provides additional stability and support
- Easy-to-use, one-button height adjustment with locking bolt, allows quick, safe fitting
- No assembly required
- Handle height adjusts from 30" to 39"

[Shop Now](#)



Bariatric Quad Canes

Item #	Color
10316-4	Chrome



- Lightweight, extra-strong base
- Manufactured with aluminum tubing, steel base
- Comfortable vinyl, contoured hand grips
- Four point base, combined with offset handle provides additional stability and support
- Aluminum handle, reinforced steel base
- Handle height adjusts from 30" to 39"

[Shop Now](#)



Quad Canes, Large Base

Item #	Color	Description
10300-4	Chrome	Vinyl Contoured Grip

- Four point base, combined with offset handle provides additional stability and support
- Easy-to-use, one-button height adjustment with locking bolt, allows quick, safe fitting
- No assembly required
- Handle height adjusts from 30" to 39"

Shop Now



Folding Quad Cane, Small Base

Item #	Color
RTL10310FCH	Charcoal

- Folds and disassembles for small footprint and easy storage
- Made of sturdy, extruded aluminum tubing
- Four-point base and offset handle for additional stability and support
- Contoured handle for comfortable grip
- Handle height adjusts with the push of a button from 30" to 39"
- Locking ring eliminates rattling and provides added safety

Shop Now



Bariatric Quad Canes

Item #	Color	Description
10317-4	Chrome	Vinyl Contoured Grip

- Lightweight, extra-strong base
- Manufactured with aluminum tubing, steel base
- Comfortable vinyl, contoured hand grips
- Four point base, combined with offset handle provides additional stability and support
- Aluminum handle, reinforced steel base
- Handle height adjusts from 30" to 39"



[Shop Now](#)



Round-Handle Cane with Foam Grip

Item #	Color
RTL10342	Chrome

- Manufactured with sturdy, extruded aluminum tubing
- Easy-to-use, one-button height adjustment with locking ring
- Locking ring prevents rattling
- Handle height adjusts from 28.75" to 37.75"



[Shop Now](#)



Round-Handle Aluminum Cane

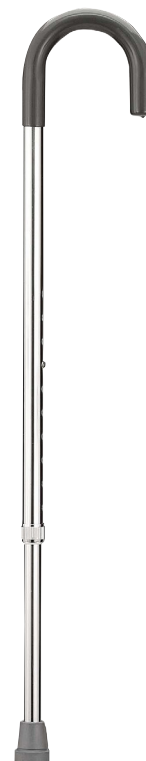
Item #
10302-6

Color
Chrome



- Comfortable, contoured handle with vinyl comfort grip
- Smaller handle than a standard cane to accommodate small hands
- Attractive finish resists scratches
- Manufactured with sturdy, extruded aluminum tubing
- Easy-to-use, one-button height adjustment with locking ring
- Locking ring prevents rattling
- Handle height adjusts from 28.75" to 37.75"

[Shop Now](#)



Blind Folding Cane

Item #
10352-1



- High quality four section aluminum construction
- Shaft covered with white and red reflective tape for night visibility
- Cane length: 45.75"
- Comes standard with wrist strap and reinforced nylon tip

[Shop Now](#)



Cane/Sling Seat

Item

RTL10360

- Provides a comfortable seat to rest on when open, and a sturdy quad cane when closed
- Manufactured with sturdy, extruded aluminum tubing
- Four sturdy legs with vinyl contoured tips
- Nylon sling bench, 15" x 5.75"
- Foam grip handles
- 34" tall when closed
- Seat to floor height: 20.5"
- Weighs 2.5 lbs



[Shop Now](#)

Cane Seat

Item

RTL10365-ADJ

- Provides a comfortable seat to rest on when open, and a sturdy support cane when closed
- Manufactured with sturdy, extruded aluminum tubing
- Tripod design with vinyl contoured tipped legs
- 9" diameter seat
- 33" tall when closed
- Weighs 2.5 lb



[Shop Now](#)

Walking Poles & Cane Accessories

Drive Summit™ Walking Poles



Item

RTL10330MN

- Push-button locking system, designed with an easy-to-use push-button locking system
- 200 lb weight-bearing capacity per pole
- Lightweight yet sturdy aluminum shaft
- Ergonomic handle with rubber and foam grip
- Removable Wrist Strap
- Use a carry strap to attach the two poles together
- Bell-shaped tips offer greater stability, off-loading and traction
- Angled tips help users push off and propel themselves.
- Steel tip provides traction on nature trails, slippery or soft terrain and beaches
- Handle height adjusts from 37.75" to 47.75", Collapses to 30" or disassembles for storage and travel

[Shop Now](#)



Cane Tips

Item

10383BK-8

- For use with manufacturers canes/crutches with a 1" diameter

[Shop Now](#)



Cane Accessories

Glow in the Dark Cane Tip ($\frac{3}{4}$ " cane diameter)

Item

RTL10324BB

- For use with Drive cane model #'s: 10302, 10303, 10304, 10306, 10307, 10309, 10317, 10331, 10335, 10339, 10342, 10345, 10347, 10350, 10351, 10370, 10372, 10381 series

[Shop Now](#)

Cane Tip ($\frac{3}{4}$ " cane diameter)

Item

RTL10322BKB

- For use with Drive cane model #'s: 10302, 10303, 10304, 10306, 10307, 10309, 10317, 10331, 10335, 10339, 10342, 10345, 10347, 10350, 10351, 10370, 10372, 10381 series

[Shop Now](#)

Cane Accessories

Replacement Tips 1 1/8"

Item #

RTL10386GB

- For use with manufacturers products with 1/18" diameter tubing (item # 10386G-8) and 7/8" tubing (Item # 10390G-8)
- Compatible replacement tip for the 11117N-1 Commode

[Shop Now](#)



Replacement Tips 7/8"

Item #

RTL10390GB

- For use with manufacturers products with 7/8" diameter tubing (item # 10386G-8) and 7/8" tubing (Item # 10390G-8)
- Compatible replacement tip for the 11117N-1 Commode

[Shop Now](#)



Cane Accessories

Small Base Quad Cane Tip (1/2" cane diameter)

Item #

RTL10320BK

- For use with Drive cane model #'s: 10310, 10311, 10312, 10315, 10384, 13078 series

[Shop Now](#)



Large Base Quad Cane Tip (5/8" cane diameter)

Item #

RTL10321BKB

- For use with 10308, 10314, 10385 quad canes

[Shop Now](#)



Cane Accessories

Quad Cane Tip

Item #
RTL10353

- Allows cane to stand upright on its own
- Provides better balance and stability with a 4-pronged base
- For use with ¾" diameter cane
- For use with Drive cane model #'s: 10302, 10303, 10304, 10306, 10307, 10309, 10317, 10331, 10335, 10339, 10342, 10345, 10347, 10350, 10351, 10370, 10372, and 10381 series

[Shop Now](#)



Quad-Support Cane Tip

Item #
RTL10351

- Replacement tip extends the life of your cane
- 54% lighter and 80% more compact than a large base quad cane
- Fits canes with ¾" diameter
- Provides superior grip and helps absorb impact shock throughout the walking motion
- Allows your cane to stand independently
- Engineered for maximum stability and traction over all varieties of terrain, Rubber
- Provides better balance and stability with a 4-pronged base

[Shop Now](#)



Cane Accessories

A-Frame Cane Holder

Item #

730-947

- Conveniently keeps your cane in place while you use your rollator
- Attaches to A-frame rollators only (eg: Elite/Adventure8/Comfort-Plus)

[Shop Now](#)



Cane Holder and Strap

Item #

RTL102681

- Allows your cane to hang from any table in your home, restaurants and when traveling
- Easily attaches to most canes

[Shop Now](#)



Cane Accessories

Cane Strap

Item #

730-949

- Attaches to any standard type cane
- Manufactured from durable nylon cord with a metal connecting ring and clip
- Provides the user with convenient control of the cane

[Shop Now](#)



Cane Holder for Side-Fold

Item #

730-946

- Allows you to safely and conveniently store your cane on your rollator, wherever you go
- Compatible with Airgo/Hugo side-folding rollators (except Sidekick)
- Tool-free installation

[Shop Now](#)



Cane Accessories

Cup Holder for Side-Fold

Item #

730-944

- Allows you to safely store and carry your beverage with you, wherever you go
- Swivels from left to right for maximum convenience
- Senior friendly tool-free installation
- Compatible with Airgo/Hugo side-folding rollators (except Sidekick)
- Compatible with Airgo eXcursion rollators of Revision 2.1 or higher (excluding 2.5)

[Shop Now](#)



Replacement Sponge for Round Handle

Item #

730-340

- Comfortable replacement hypalon sponge cane handle

[Shop Now](#)



Cane Accessories

Apollo Rechargeable LED Safety Light

Item #

730-950

- Includes 3 super-bright LEDs
- Feature 3 usage modes: High, Low, and Strobe
- Rechargeable in 3.5 hours with included USB cable
- 20 lumen design for increased safety
- Compatible with all mobility aids

[Shop Now](#)




Crutches

Aluminum Crutches with Accessories

Item #	Description
10401-8	Youth
10400-8	Adult
10402-8	Tall Adult

- Lighter than wood, the standard aluminum crutch provides stability and durability
- Double extruded center tube provides additional strength to weight-bearing area
- Pushpin adjustment makes it easy-to-adjust crutch height in 1" increments
- Non-skid, jumbo-size vinyl contoured tips provide excellent traction
- Easy wing nut adjustments for hand grips
- Comfortable, durable accessories are latex free
- Weight Capacity 350 lb on aluminum crutch (excluding pediatric)

[Shop Now](#)



Retail Packaged Aluminum Crutches with Accessories

Item #	Description
10401-1	Youth
RTL10400	Adult
RTL10402	Tall Adult

- Lighter than wood, the standard aluminum crutch provides stability and durability
- Double extruded center tube provides additional strength to weight-bearing area
- Pushpin adjustment makes it easy-to-adjust crutch height in 1" increments
- Non-skid, jumbo-size vinyl contoured tips provide excellent traction
- Easy wing nut adjustments for hand grips
- Comfortable, durable accessories are latex free
- Weight Capacity 350 lbs on aluminum crutch (excluding pediatric)

[Shop Now](#)



Crutches

EZ Adjust Aluminum Crutches with Euro-Style Clip and Accessories



Item #	Description
10431-8	Youth
10430-8	Adult
10432-8	Tall Adult

- Handgrip position adjusts easily and tool-free with Euro-style clip
- Height adjusts easily and tool-free with push pin
- Lighter than wood, the aluminum crutch provides stability and durability
- Non-skid, jumbo-size vinyl contoured tips provide excellent traction
- Hand grips are easily adjusted with Euro-style clips
- Comfortable, durable underarm pad and hand grip

[Shop Now](#)



Universal Aluminum Crutch with Accessories



Item #
RTL10433

- Universal adjustment for use by a child, adult or tall adult
- Euro-Style clips and pushpin adjustment make it easy-to-adjust height of hand grip
- Lighter than wood, the aluminum crutch provides stability and durability
- Crutch disassembles for convenient storage
- Non-skid, jumbo-size vinyl contoured tips provide excellent traction
- Comfortable, durable underarm pad and hand grip

[Shop Now](#)



Crutches

Bariatric Steel Crutches with Accessories

Item #	Description
10416-1	Youth
10406	Adult
10408	Tall Adult

- Durable, steel construction
- Push buttons easily adjust height in 1" increments
- Comfortable, contoured underarm design
- Easy wing nut adjustments for hand grips
- Large, non-skid jumbo-size vinyl contoured tips
- Weight Capacity 500 lbs

[Shop Now](#)



Steel Forearm Crutches

Item #	Description
10403	Adult
10405	Tall Adult

- Vinyl-coated, ergonomically contoured arm cuffs molded for comfort and stability
- Leg and forearm sections adjust independently for optimal sizing
- Vinyl hand grips are comfortable and durable
- Extra-large tips for added stability
- Ortho K Handle is hard plastic

[Shop Now](#)



Crutches & Accessories

Bariatric Steel Forearm Crutch

Item #	Description
10403HD	Adult

- Vinyl-coated, ergonomically contoured arm cuffs molded for comfort and stability
- Leg and forearm sections adjust independently for optimal sizing
- Vinyl hand grips are comfortable and durable
- Extra-large tips for added stability

[Shop Now](#)



Crutch Tips (7/8" crutch diameter)

Item #	Color	Description
RTL10439B	Grey	1 Pair
10439-8	Grey	8-Pairs
RTL10374BKB	Black	1 Pair

- For use with Drive crutch model #'s: 10430-8, 10431-8, 10432-8, 10400-8, 10401-8, 10402-8

[Shop Now](#)




Crutch Accessories

Crutch Hand Grips (closed style)

Item

RTL10453

- For use with Drive cane model #'s: 10400, 10401, 1402, 10416, 10430, 10431, 10432 series

[Shop Now](#)

Crutch Underarm Cushions

Item

RTL10446

- For use with: 10400, 10401, 10402, 10430, 10431, 10432 crutches

[Shop Now](#)

Crutch Accessories

Crutch Accessory Kit

Item

RTL10395

- Contains 1 pair Underarm Cushions (8 ½" x 7/8"), Hand Grips (4" x ¾") and Tips (7/8")

[Shop Now](#)



Crutch Pillows

Item

RTL10355

- Adds increased comfort during long hours of crutch use
- Made from the finest materials that are resistant to body oils and perspiration
- Fast evaporation "moisture wicking" keeps your skin dry and comfortable
- Universal –fits all standard crutches
- Machine washable
- Latex free
- Crutch Pillow package includes: 2 underarm covers and 2 hand grip covers

[Shop Now](#)





CORPORATE OFFICE 🏠 99 Seaview Blvd., Port Washington, NY 11050 📞 877-374-8763 🌐 www.drivemedical.com
CANADA OFFICE 🏠 256 Aviva Park Drive, Vaughan, Ontario Canada L4L 9C7 📞 866-752-1363

©2024 Medical Depot, Inc. dba Drive DeVilbiss Healthcare, 99 Seaview Boulevard, Port Washington, NY 11050. All trademarks used in association with the sale of products of Drive DeVilbiss are trademarks owned by Medical Depot, Inc. All other trademarks, trade names, service marks and logos referenced herein belong to their respective companies. Refer to product instruction guide for warranty details.

Ask us about our NEW Product!

aerowalk™

Refined Style, Designed to Move with You

Refined Style, Designed to Move with You
Elegant colors & woodgrain accents highlight the seamless, weld-free frame.



Ultra-Lightweight

Just 14.5 pounds with a compact side-to-side fold



Optimal Support

Extendable, adjustable-height backrest provides lumbar support at rest



Smooth Mobility

10" front wheels & 8" back wheels for indoor-outdoor use



Customized Comfort

Height-adjustable handles & ergonomic hand grips for all-day use



Convenient Storage

Stylish, removable bag keeps essentials close

Lightweight mobility meets modern design with the AeroWalk™ Ultra-lite Rollator. Combining a seamless, weld-free frame and innovative back support, it sets the new benchmark for portable performance at just 14.5 pounds!



Easy Side-to-Side Folding

Allows for effortless travel and storage

Item #	Description	UPC	UOM
10277BL	AeroWalk Ultra-lite Rollator, Blue	822383027104	1/ea
10277GY	AeroWalk Ultra-lite Rollator, Gray	822383027098	1/ea
10277WT	AeroWalk Ultra-lite Rollator, White	822383027111	1/ea

Product Specs

Material	Aluminum	Product Weight	14.5 lbs
Wheel Size	10" front 8" back	Shipping Weight	19.5 lbs
Handle Height	31.5" - 37.25"	Weight Capacity	330 lbs
Unit Dimensions	23.25" (W) x 26.5" (D)	HCPC	E0143 + E0156
Seat Dimensions	17.75" (L) x 10" (W) x 23" (H)	Warranty	Limited Lifetime

2025

Wheelchair & Transport Chair Catalog

Enhancing quality
of life is our
driving force



drive

 **DeVilbiss®**
HEALTHCARE

Safe and Comfortable Mobility

Maintaining mobility is important when it comes to protecting independence and supporting wellbeing—but doing so safely and comfortably is also crucial. Drive DeVilbiss Healthcare has put decades of clinical research and care into developing and building wheelchairs and transport chairs that put users and caregivers in the driver's seat. From easy-to-use wheel locks and anti-tippers, to padded seats, adjustable armrests, and elevated leg rests, our products are loaded with customizable features that both protect users and provide them with a comfortable, customizable ride. Our wheelchairs and transport chairs are also lightweight and fold compactly for easy storage and transport, to support and enhance the busy lives of users and those who care for them.



Steel Transport Chair



Item #	Seat Width	Color
TR37E-SV	17"	Silver Vein Frame & Black Upholstery
TR39E-SV	19"	Silver Vein Frame & Black Upholstery

- Weighs 26 lb
- Attractive silver vein finish
- Available in 17" or 19" seat widths
- Back folds down for storage and transport
- Swing-away footrests come standard
- Padded armrests provide additional comfort
- 8" casters in front and rear
- Comes with attractive nylon upholstery that is durable and easy-to-clean
- Standard rear wheel locks
- Comes with upholstery handles to fold chair

[Shop Now](#)



Aluminum Transport Chair



Item #	Seat Width	Color
ATC17-BK	17"	Black Frame & Black Upholstery
ATC17-BL	17"	Blue Frame & Black Upholstery
ATC17-RD	17"	Red Frame & Black Upholstery
ATC19-BK	19"	Black Frame & Black Upholstery
ATC19-BL	19"	Blue Frame & Black Upholstery
ATC19-RD	19"	Red Frame & Black Upholstery

- Weighs only 19 lb
- Aluminum frame is lightweight and durable
- Composite 8" wheels are lightweight and maintenance free
- Come with swing-away footrests
- Seat belt included for added safety
- Padded armrests provide additional comfort
- Nylon upholstery is comfortable, lightweight and easy-to-clean
- Aluminum casted folding hinge allows back to fold down for easy storage and transport

[Shop Now](#)



Transport Chairs

Lightweight Expedition Aluminum Transport Chair



Item #	Seat Width	Color
EXP19LTBL	19"	Blue Frame & Black Upholstery
EXP19LTRD	19"	Red Frame & Black Upholstery

- Weighs only 19 lbs
- Available in blue or red frames
- Folds flat for easy transport
- Handy lever on chair back makes it easy and convenient to fold back down
- Comes with seat belt
- Companion activated wheel locks
- 12" rear "flat-free" wheels

[Shop Now](#)



Fly-Lite Aluminum Transport Chair



Item #	Seat Width	Color
DFL19-BL	19"	Blue Frame & Blue Plaid Upholstery
DFL19-BK	19"	Black Frame & Red Plaid Upholstery
DFL19-RD	19"	Burgandy Frame & Black Upholstery

- Weighs only 16.2 lb without footrests
- Aluminum frame is lightweight and durable
- Comes with carry pocket on backrest
- Includes seat belt for added safety
- Attractive plaid style nylon upholstery
- Comes with handy carry pocket on back
- Tool-free, height-adjustable swing-away footrests 8" rear wheels and 6" front casters
- Folding back canes allows backrest to fold down for storage and transport
- Comes with aluminum rear wheel locks
- Optional elevating leg rests available (Model# STDELR-TF)

[Shop Now](#)



Transport Chairs

Deluxe Fly-Weight Aluminum Transport Chair with Removable Casters



Item #	Seat Width	Color
RTLFW19RW-RD	19"	Red Frame & Black Upholstery

- Weighs only 19 lbs
- Aluminum frame for lightweight strength and durability
- Easy folding and storage in closet or trunk
- Composite wheels are lightweight and maintenance free
- 8" wheels in front and rear easily remove without tools
- Deluxe back release
- Deluxe, all-aluminum rear wheel locks
- Comes with carry pocket on backrest
- Tool-free, swing-away footrests included
- Seat belt included for added safety
- Flared arms allow the back to be folded virtually flat for easy storage and transport
- Soft, plush nylon upholstery

[Shop Now](#)



TranSport Aluminum Transport Chair



Item #	Seat Width	Color
TS19	19"	Blue Frame & Blue Upholstery

- Weighs 17.5 lbs without footrests
- Aluminum frame is lightweight and strong
- Frame magnets keep footrests secure against frame to prevent swinging open when the chair is carried
- Padded flip-back arms are removable
- Upholstery is comfortable, lightweight and easy-to-clean
- Two-way back release allows to push or pull lever
- The transport chair conveniently folds for travel and storage
- Back folds forward
- Comes with tool-free height adjustable swing-away footrests
- Aluminum rear wheel locks

[Shop Now](#)



Transport Chairs

Super Light, Folding Transport Chair

Item #	Seat Width	Color
SL18	18"	Silver Frame & Blue Upholstery



- Padded flip-back armrests
- Fold-down footrest
- Weighs only 19 lb
- Easy to push or transport
- Aluminum frame with lightweight nylon upholstery
- Composite wheels are lightweight and maintenance free
- Folds like a conventional folding chair
- Carry bag (item #835N) with shoulder strap included
- Standard rear wheel locks and seat belt

[Shop Now](#)



Travelite Transport Chair

Item #	Seat Width	Color
TC005GY	18"	Black Frame & Black Upholstery



- The Travelite transport chair is lightweight and sturdy aluminum transport chair
- It is easily transportable and comes with a compact carry bag with wheels making it ideal for traveling
- Folds for storage and transportation
- It is ideal for use indoors and outdoors
- 18" square nylon seat comes with lift-up straps
- Comes with wheel locks for 8" solid tires
- Comes with padded, flip-up desk arms and height adjustable footrests

[Shop Now](#)



Transport Chairs

Duet Rollator/Transport Chair

Item #	Color
795B	Blue
795BK	Black
795BU	Burgandy

- Combines the features of a rollator and transport chair
- An individual can ambulate independently or be pushed safely by a caregiver
- Locking flip-up armrests, and a flip-down footrest to aid the user. A safety lock release is used to store the arms and a hook and loop fastener strap is used to store the footrest while using the Duet for ambulation
- Reversible tool-free two-position contoured padded backrest
- Comes with padded seat with carry pouch
- The folding frame has a lock-out feature to ensure the unit stays open while in use and ensures the unit will stay folded during transport
- 8" casters are ideal for indoor and outdoor use
- Handles are adjustable in height, with self-threading knob

[Shop Now](#)



Poly-Fly High Strength, Lightweight Wheelchair/ Flyweight Transport Chair Combo

Item #	Seat Width	Color
TR18	18"	White Frame & Black Upholstery
TR20	20"	

- Quick-release 24" wheels can be removed to transition self-propelled chair to a transport chair
- All-aluminum frame
- Comes with two sets of installed wheel locks
- Back folds down with deluxe back release
- Comes standard with swing-away footrests with composite foot plates and heel loops
- 8" casters and anti-tippers included
- Compatible with optional Swing-away elevated leg rests (Material# STDELR-TF)

[Shop Now](#)



Transport Chairs

Bariatric Steel Transport Chair



Item #	Seat Width	Color
BTR20-B	20"	Blue Frame & Black Upholstery
BTR20-R	20"	Red Frame & Black Upholstery
BTR22-B	22"	Blue Frame & Black Upholstery
BTR22-R	22"	Red Frame & Black Upholstery

- Reinforced steel frame provides added support
- Supports individuals up to 450 lb
- Dual, reinforced steel cross braces
- 12" rear flat free wheels
- Heavy-duty, nylon reinforced upholstery with a back carry pouch
- Removable, reversible desk-length arms
- Padded armrests provide additional comfort
- Companion activated wheel locks
- Available in blue or red frames
- Swing-away footrests included

[Shop Now](#)



22" Bariatric Aluminum Transport Chair



Item #	Seat Width	Color
ATC22-R	22"	Red Frame & Black Upholstery

- Weighs only 33 lbs
- Supports individuals up to 450 lbs
- Attachable push bar with padded foam grip
- 12" rear flat-free wheels
- Back folds down for convenient storage
- Padded armrests provide additional comfort
- Heavy-duty, nylon reinforced upholstery
- Comes with hand wheel lock levers and companion activated wheel locks
- Comes with seat belt
- Comes with swing-away footrests and anti-tippers

[Shop Now](#)



Wheelchairs

Rebel Wheelchair With Swing-Away Footrests

Item #	Seat Width	Description
RTLREB18DDA-SF	18"	Flip-Back Desk Arm

- Quick-release rear wheels allow for easy storage or transport
- Fold-down back and folding frame allows transport in almost any vehicle
- Easily removable swing-away footrests
- Tool-free removable front casters
- Desk-style armrests make for easy transfers and allows for comfortable seating at a table or desk
- Lightweight and extremely maneuverable
- Large accommodating seating surface

[Shop Now](#)



Blue Streak Wheelchair With Swing-Away Footrests

Item #	Seat Width	Description
BLS16FBD-SF	16"	Flip-Back Desk Arm
BLS18FBD-SF	18"	Flip-Back Desk Arm
BLS20FBD-SF	20"	Flip-Back Desk Arm

- Blue Powder-coated frame, black cross brace
- Flip-back, padded desk-length arm
- Nylon upholstery is durable, lightweight, attractive and easy to clean
- solid rubber tires mounted on composite wheels provide durability and low maintenance
- Comes with push-to-lock wheel locks
- Comes with calf strap
- Comes with swing-away footrests

[Shop Now](#)



Wheelchairs

Blue Streak Wheelchair With Elevating Leg Rests

Item #	Seat Width	Description
BLS16FBD-ELR	16"	Flip-Back Desk Arm
BLS18FBD-ELR	18"	Flip-Back Desk Arm
BLS20FBD-ELR	20"	Flip-Back Desk Arm

- Blue Powder-coated frame, black cross brace
- Flip-back, padded desk-length arm
- Nylon upholstery is durable, lightweight, attractive and easy to clean
- solid rubber tires mounted on composite wheels provide durability and low maintenance
- Comes with push-to-lock wheel locks
- Comes with calf strap
- Comes with elevating leg rests

[Shop Now](#)



Silver Sport 1 Wheelchair With Swing-Away Footrests

Item #	Seat Width	Description
SSP118FA-SF	18"	Full Arm

- Easy to clean powder coated silver vein steel frame
- Padded fixed armrests
- Nylon upholstery is durable, lightweight, attractive and easy-to-clean
- polyurethane tires mounted on composite wheels provide durability and low maintenance
- Comes with push-to-lock wheel locks
- Carry pocket on backrest provides additional convenience
- Comes with swing-away footrests
- Folding back-canes for transport and storage

[Shop Now](#)



Wheelchairs

Silver Sport 2 Wheelchair With Swing-Away Footrests



Item #	Seat Width	Description
SSP216FA-SF	16"	Full Arm
SSP216DDA-SF	16"	Detachable Desk Arm
SSP216DFA-SF	16"	Detachable Full Arm
SSP218FA-SF	18"	Full Arm
SSP218DDA-SF	18"	Detachable Desk Arm
SSP218DFA-SF	18"	Detachable Full Arm
SSP220DDA-SF	20"	Detachable Desk Arm
SSP220DFA-SF	20"	Detachable Full Arm

- Powder-coated silver vein steel frame
- Durable, lightweight, and easy-to-clean vinyl upholstery
- Polyurethane tires mounted on composite wheels
- Dual axle transitions seat height from 19.5"-17.5"
- 8" front casters are adjustable in three positions
- Padded armrests for comfort
- Carry pocket on backrest provides storage
- Footrests include plastic foot plates with heel loops
- Push-to-lock wheel locks

[Shop Now](#)

Silver Sport 2 Wheelchair With Elevating Leg Rests



Item #	Seat Width	Description
SSP216FA-ELR	16"	Full Arm
SSP216DDA-ELR	16"	Detachable Desk Arm
SSP216DFA-ELR	16"	Dedicated Full Arm
SSP218FA-ELR	18"	Full Arm
SSP218DDA-ELR	18"	Detachable Desk Arm
SSP218DFA-ELR	18"	Detachable Full Arm
SSP220DDA-ELR	20"	Detachable Desk Arm
SSP220DFA-ELR	20"	Detachable Full Arm

- Powder-coated silver vein steel frame
- Durable, lightweight, and easy-to-clean vinyl upholstery
- Polyurethane tires mounted on composite wheels
- Dual axle transitions seat height from 19.5"-17.5"
- 8" front casters are adjustable in three positions
- Padded armrests for comfort
- Carry pocket on backrest provides storage
- Footrests include plastic foot plates with heel loops
- Push-to-lock wheel locks

[Shop Now](#)



Silver Sport Recliner with Vinyl Upholstery and Elevating Leg Rests

Item #	Seat Width	Description
SSP16RBDFAV	16"	Detachable Full Arm
SSP16RBDDA	16"	Detachable Desk Arm
SSP18RBDFAV	18"	Detachable Full Arm
SSP18RBDDAV	18"	Detachable Desk Arm
SSP20RBDFAV	20"	Detachable Full Arm
SSP20RBDDAV	20"	Detachable Desk Arm

- Vinyl upholstery is comfortable and easy-to-clean
- Hydraulic reclining mechanism allows for infinite adjustments up to 180°
- Arms include support extension for reclining position
- Carbon Steel frame with silver vein finish
- Composite Mag-style wheels with 8" front casters
- Padded armrests provide added patient comfort
- Wheels are set back on frame to prevent tipping
- Precision sealed wheel bearings in front and rear ensure long-lasting performance and reliability
- Headrest extension with cushioned head immobilizer Comes with push to lock wheel locks

[Shop Now](#)



Cruiser III Wheelchair With Swing-Away Footrests

Item #	Seat Width	Description
K316DDA-SF	16"	Detachable Desk Arm
K316DFA-SF	16"	Detachable Full Arm
K316ADDA-SF	16"	Flip Back, Detachable, Adj. Desk Arm
K316ADFA-SF	16"	Flip Back, Detachable, Adj. Full Arm
K318DDA-SF	18"	Detachable Desk Arm
K318DFA-SF	18"	Detachable Full Arm
K318ADDA-SF	18"	Flip Back, Detachable, Adj. Desk Arm
K318ADFA-SF	18"	Flip Back, Detachable, Adj. Full Arm
K320DDA-SF	20"	Detachable Desk Arm
K320DFA-SF	20"	Detachable Full Arm
K320ADDA-SF	20"	Flip Back, Detachable, Adj. Desk Arm
K320ADFA-SF	20"	Flip Back, Detachable, Adj. Full Arm

- Built-in seat rail extensions and extendable upholstery easily adjust seat depth from 16" to 18"
- Precision sealed wheel bearings in front and rear ensure long-lasting performance and reliability
- Weighs under 36 lb (excluding front riggings)
- Carbon steel frame with silver vein finish
- Removable flip-back arms allow for easy transfer
- Frame style eliminates seat guides and allows for custom back inserts and accessories
- Nylon upholstery is durable, lightweight, attractive and easy-to-clean
- Composite, Mag-style wheels are lightweight and maintenance free
- Dual axle provides easy transition of seat height to hemi-level
- 8" front casters are adjustable in three positions
- Padded armrests provide additional comfort
- Tool-free adjustable length riggings
- Comes with push-to-lock wheel locks

[Shop Now](#)



Cruiser III Wheelchair With Elevating Legrests

Item #	Seat Width	Description
K316DDA-ELR	16"	Detachable Desk Arm
K316DFA-ELR	16"	Detachable Full Arm
K316ADDA-ELR	16"	Flip Back, Detachable, Adj. Desk Arm
K316ADFA-ELR	16"	Flip Back, Detachable, Adj. Full Arm
K318DDA-ELR	18"	Detachable Desk Arm
K318DFA-ELR	18"	Detachable Full Arm
K318ADDA-ELR	18"	Flip Back, Detachable, Adj. Desk Arm
K318ADFA-ELR	18"	Flip Back, Detachable, Adj. Full Arm
K320DDA-ELR	20"	Detachable Desk Arm
K320DFA-ELR	20"	Detachable Full Arm
K320ADDA-ELR	20"	Flip Back, Detachable, Adj. Desk Arm
K320ADFA-ELR	20"	Flip Back, Detachable, Adj. Full Arm

- Built-in seat rail extensions and extendable upholstery easily adjust seat depth from 16" to 18"
- Precision sealed wheel bearings in front and rear ensure long-lasting performance and reliability
- Weighs under 36 lb (excluding front riggings)
- Carbon steel frame with silver vein finish
- Removable flip-back arms allow for easy transfer
- Frame style eliminates seat guides and allows for custom back inserts and accessories
- Nylon upholstery is durable, lightweight, attractive and easy-to-clean
- Composite, Mag-style wheels are lightweight and maintenance free
- Dual axle provides easy transition of seat height to hemi-level
- 8" front casters are adjustable in three positions
- Padded armrests provide additional comfort
- Tool-free adjustable length riggings
- Comes with push-to-lock wheel locks

[Shop Now](#)





Cruiser X4 Wheelchair With Swing-Away Footrests

Item #	Seat Width	Description
CX416ADDA-SF	16"	Flip Back, Detachable, Adj. Height Desk Arm
CX416ADFA-SF	16"	Flip Back, Detachable, Adj. Height Full Arm
CX418ADDA-SF	18"	Flip Back, Detachable, Adj. Height Desk Arm
CX418ADFA-SF	18"	Flip Back, Detachable, Adj. Height Full Arm
CX420ADDA-SF	20"	Flip Back, Detachable, Adj. Height Desk Arm
CX420ADFA-SF	20"	Flip Back, Detachable, Adj. Height Full Arm

- Weighs 34 lbs or less (excluding front riggings).
- Height-adjustable, flip-back, and removable armrests
- Back height is adjustable.
- Aluminum and carbon steel frame
- Flame-retardant nylon upholstery resists mildew and bacteria.
- Seat depth adjustable from 16" to 18".
- Lightweight, maintenance-free mag-style wheels with quick-release axles.
- Dual over-center support for added frame rigidity.
- Swing-away footrests with push-to-lock wheel locks.
- Durable, lightweight composite footplates
- Adjustable 8" front casters
- Easy transition of seat height

Shop Now



Wheelchairs



Cruiser X4 Wheelchair With Elevating Legrests

Item #	Seat Width	Description
CX416ADDA-ELR	16"	Flip Back, Detachable, Adj. Height Desk Arm
CX416ADFA-ELR	16"	Flip Back, Detachable, Adj. Height Full Arm
CX418ADDA-ELR	18"	Flip Back, Detachable, Adj. Height Desk Arm
CX418ADFA-ELR	18"	Flip Back, Detachable, Adj. Height Full Arm
CX420ADDA-ELR	20"	Flip Back, Detachable, Adj. Height Desk Arm
CX420ADFA-ELR	20"	Flip Back, Detachable, Adj. Height Full Arm

- Weighs 34 lbs or less (excluding front riggings).
- Height-adjustable, flip-back, and removable armrests
- Back height is adjustable.
- Aluminum and carbon steel frame
- Flame-retardant nylon upholstery resists mildew and bacteria.
- Seat depth adjustable from 16" to 18".
- Lightweight, maintenance-free mag-style wheels with quick-release axles.
- Dual over-center support for added frame rigidity.
- Swing-away footrests with push-to-lock wheel locks.
- Durable, lightweight composite footplates
- Adjustable 8" front casters
- Easy transition of seat height

[Shop Now](#)



Wheelchairs

Viper Plus GT Wheelchair with Swing-Away Footrests



Item #	Seat Width	Description
PLA416FBUARAD-SF	16"	Universal Armrests
PLA418FBUARAD-SF	18"	Universal Armrests
PLA420FBUARAD-SF	20"	Universal Armrests
PLA422FBUARAD-SF	22"	Universal Armrests

- Convert the armrests into desk arm, half arm, and full arm
- Adjustable flip-back, removable, padded arms
- Easily adjust seat depth from 16" to 18"
- Dual Axle allows for multiple height positions
- Crace eliminates need for seat guides
- Adjustable angle back easily adjusts from 5° – 20°
- Durable, heavy-gauge flame-retardant nylon upholstery
- Quick release, 24" composite Mag-style wheels
- Adjustable angle caster forks have three height adjustments and angle adjustability
- Adjustable anti-tipper with flip-up wheels
- Comes with push-to-lock wheel locks

[Shop Now](#)

Viper Plus GT Wheelchair with Elevating Leg Rests



Item #	Seat Width	Description
PLA416FBUARAD-ELR	16"	Universal Armrests
PLA418FBUARAD-ELR	18"	Universal Armrests
PLA420FBUARAD-ELR	20"	Universal Armrests
PLA422FBUARAD-ELR	22"	Universal Armrests

- Convert the armrests into desk arm, half arm, and full arm
- Adjustable flip-back, removable, padded arms
- Easily adjust seat depth from 16" to 18"
- Dual Axle allows for multiple height positions
- Crace eliminates need for seat guides
- Adjustable angle back easily adjusts from 5° – 20°
- Durable, heavy-gauge flame-retardant nylon upholstery
- Quick release, 24" composite Mag-style wheels
- Adjustable angle caster forks have three height adjustments and angle adjustability
- Adjustable anti-tipper with flip-up wheels
- Comes with push-to-lock wheel locks

[Shop Now](#)

Wheelchairs

Viper Plus Reclining Wheelchair



Item #	Seat Width	Description
PLA416RBDDA	16"	Detachable Desk Arm
PLA416RBDFA	16"	Detachable Full Arm
PLA418RBDDA	18"	Detachable Desk Arm
PLA418RBDFA	18"	Detachable Full Arm
PLA420RBDDA	20"	Detachable Desk Arm
PLA420RBDFA	20"	Detachable Full Arm

- Easily adjusts seat depth from 16" or 18"
- Attendant wheel locks
- Spreader bar acts as a back stabilizer and a convenient push handle for the attendant
- Offset rear wheel position adds additional stability and equally distributes the patient's weight
- Hydraulic reclining mechanism adjusts up to 180°
- Durable, flame-retardant nylon upholstery
- Carbon steel frame with double-coated chrome
- Flip-back style padded armrests for easy transfers
- Easy adjustment of seat-to-floor height to hemi-level
- Front caster forks are adjustable in three positions

[Shop Now](#)



Pediatric Viper Wheelchair with Swing-Away Footrests



Item #	Seat Width	Description
L412DDA-SF	12"	Detachable Desk Arm
L412DDA-SF	14"	Detachable Desk Arm

- Frame style eliminates seat rail guides Back height adjustable from 18"-20"
- Carbon steel black powder-coated frame
- Durable, flame retardant nylon upholstery
- Composite Mag-style wheels with aluminum rims
- Polyurethane rear tires and 8" front casters
- Nylon, padded armrests provide added user comfort
- Flip-back arms allow for easy transfers
- The front mounted release lever can be flipped up or down
- Precision sealed wheel bearings in front and rear
- Dual axle provides easy adjustment of seat height
- Composite foot plates with heel loops
- Comes standard with flip-up anti-tippers
- Comes with push-to-lock wheel locks

[Shop Now](#)



Wheelchairs

Pediatric Viper Wheelchair with Elevating Leg Rests



Item #	Seat Width	Description
L412DDA-ELR	12"	Detachable Desk Arm
L414DDA-ELR	14"	Detachable Desk Arm

- Frame style eliminates seat rail guides Back height adjustable from 18"-20"
- Carbon steel black powder-coated frame
- Durable, flame retardant nylon upholstery
- Composite Mag-style wheels with aluminum rims
- Polyurethane rear tires and 8" front casters
- Nylon, padded armrests provide added user comfort
- Flip-back arms allow for easy transfers
- The front mounted release lever can be flipped up or down Precision sealed wheel bearings in front and rear
- Dual axle provides easy adjustment of seat height
- Composite foot plates with heel loops
- Comes standard with flip-up anti-tippers
- Comes with push-to-lock wheel locks

[Shop Now](#)



Pediatric Viper Plus Reclining Wheelchair with Elevating Leg Rests



Item #	Seat Width	Description
PL412RBDDA	12"	Detachable Desk Arm
PL414RBDDA	14"	Detachable Desk Arm

- State-of-the art hydraulic reclining mechanism
- Backrest reclines from 90° to 180°
- Double-coated chrome carbon steel frame
- Durable flame retardant nylon upholstery
- Offset rear wheel position provides additional stability and evenly distributes user's weight
- Precision sealed front and rear wheel bearings
- Front caster forks are adjustable in three positions
- Easy transition of seat to hemi-level
- Push-to-lock wheel locks
- Spreader bar functions as a back stabilizer and a push handle for caregiver
- Flip-up anti-tippers with wheels

[Shop Now](#)



Wheelchairs

Lynx Ultra Lightweight Wheelchair with Swing-Away Footrests



Item #	Seat Width	Description
K516FBADDA-SF	16"	Detachable Desk Arm
K518FBADDA-SF	18"	Detachable Desk Arm
K520FBADDA-SF	20"	Detachable Desk Arm

- Ultra Lightweight Aluminum Frame
- Flip-back, padded, height adjustable desk arms provides added patient comfort
- Comes with push to lock wheel locks
- Treaded tires
- Quick release axles
- Dual axle positions
- Precision sealed wheel bearings in front and rear ensure long lasting performance and reliability
- Adjustable seat depth from 16" - 18"
- Rear anti-tippers come standard

[Shop Now](#)



Lynx Ultra Lightweight Wheelchair with Elevating Leg Rests



Item #	Seat Width	Description
K516FBADDA-ELR	16"	Detachable Desk Arm
K518FBADDA-ELR	18"	Detachable Desk Arm
K520FBADDA-ELR	20"	Detachable Desk Arm

- Ultra Lightweight Aluminum Frame
- Flip-back, padded, height adjustable desk arms provides added patient comfort
- Comes with push to lock wheel locks
- Treaded tires
- Quick release axles
- Dual axle positions
- Precision sealed wheel bearings in front and rear ensure long lasting performance and reliability
- Adjustable seat depth from 16" - 18"
- Rear anti-tippers come standard

[Shop Now](#)



Wheelchairs

Deluxe Sentra Full Reclining Wheelchair with Elevating Leg Rests



Item #	Seat Width	Description
STD22RBDDA	22"	Detachable Desk Arm

- Hydraulic reclining mechanism allows for infinite adjustments up to 180°
- Durable, heavy-gauge naugahyde upholstery
- Carbon Steel frame with triple-coated chrome
- Composite Mag-style wheels with chrome hand rims
- 8" front casters
- Padded armrests provide added patient comfort
- Wheels set back on frame prevent tipping
- Precision sealed wheel bearings in front and rear
- Rear anti-tippers standard
- Front caster forks are adjustable in two positions
- Carry pocket standard
- Headrest extension with cushioned head immobilizer
- Comes with push-to-lock wheel locks

[Shop Now](#)



Bariatric Sentra EC Heavy-Duty Wheelchair with Swing-Away Footrests



Item #	Seat Width	Description
STD20ECDDAHD-SF	20"	Detachable Desk Arm
STD20ECDFAH-SF	20"	Detachable Full Arm
STD22ECDDAHD-SF	22"	Detachable Desk Arm
STD22ECDFAH-SF	22"	Detachable Full Arm
STD24ECDDAHD-SF	24"	Detachable Desk Arm
STD24ECDFAH-SF	24"	Detachable Full Arm

- Carbon Steel frame with powder-coated silver vein
- Double embossed vinyl upholstery
- Easy transition of seat height to hemi-level
- Polyurethane tires mounted on composite wheels provide durability and low maintenance
- 8" front casters, adjustable in three positions
- Padded armrests provide additional comfort
- Tool-free adjustable length riggings
- Aluminum foot plates
- Comes with push-to-lock wheel locks

[Shop Now](#)



Wheelchairs

Bariatric Sentra EC Heavy-Duty Wheelchair with Elevating Leg Rests



Item #	Seat Width	Description
STD20ECDDAHD-ELR	20"	Detachable Desk Arm
STD20ECDFAHd-ELR	20"	Detachable Full Arm
STD22ECDDAHD-ELR	22"	Detachable Desk Arm
STD22ECDFAHd-ELR	22"	Detachable Full Arm
STD24ECDDAHD-ELR	24"	Detachable Desk Arm
STD24ECDFAHd-ELR	24"	Detachable Full Arm

- Carbon Steel frame with powder-coated silver vein
- Double embossed vinyl upholstery
- Easy transition of seat height to hemi-level
- Polyurethane tires mounted on composite wheels provide durability and low maintenance
- 8" front casters, adjustable in three positions
- Padded armrests provide additional comfort
- Tool-free adjustable length riggings
- Aluminum foot plates
- Comes with push-to-lock wheel locks

[Shop Now](#)



Bariatric Sentra Extra Heavy-Duty Wheelchair with Swing-Away Footrests



Item #	Seat Width	Description
STD20DDA-SF	20"	Detachable Desk Arm
STD22DDA-SF	22"	Detachable Desk Arm
STD24DDA-SF	24"	Detachable Desk Arm

- Carbon Steel frame with silver vein finish
- Reinforced steel gussets at all weight bearing points provide additional strength
- Durable, heavy-gauge reinforced naugahyde upholstery
- Comes standard with carry pocket on backrest
- Dual-position front fork
- Dual-position front frame
- Precision sealed wheel bearings in front and rear Padded armrests provide added user comfort
- Tool-free adjustable length riggings
- Comes with push-to-lock wheel locks

[Shop Now](#)



Wheelchairs

Bariatric Sentra Extra Heavy-Duty Wheelchair with Elevating Leg Rests



Item #	Seat Width	Description
STD20DDA-ELR	20"	Detachable Desk Arm
STD22DDA-ELR	22"	Detachable Desk Arm
STD24DDA-ELR	24"	Detachable Desk Arm

- Carbon Steel frame with silver vein finish
- Reinforced steel gussets at all weight bearing points provide additional strength
- Durable, heavy-gauge reinforced naugahyde upholstery
- Comes standard with carry pocket on backrest
- Dual-position front fork
- Dual-position front frame
- Precision sealed wheel bearings in front and rear padded armrests provide added user comfort
- Tool-free adjustable length riggings
- Comes with push-to-lock wheel locks

[Shop Now](#)

Bariatric Sentra EC Heavy-Duty, Extra-Extra-Wide Wheelchair



Item #	Seat Width	Description
STD26ECDDA	26"	Detachable Desk Arm
STD26ECDFA	26"	Detachable Full Arm
STD28ECDDA	28"	Detachable Desk Arm
STD28ECDFA	28"	Detachable Full Arm
STD30ECDDA	30"	Detachable Desk Arm
STD30ECDFA	30"	Detachable Full Arm

- Carbon steel frame with triple-coated chrome
- Reinforced steel gussets at all weight bearing points provide additional strength
- Durable reinforced nylon upholstery
- Steel, spoke wheels are strong and maintenance free
- Heavy-duty, flat-free 8" front casters are adjustable
- Extra-heavy-duty front forks
- Reinforced side frame, caster journals and dual cross bars
- Precision sealed wheel bearings in front and rear
- Comes with push-to-lock wheel locks

[Shop Now](#)

Seat Rail Extension Kit, 16" Wide

Item # STDSCS1618V

- Kit comes complete with seat upholstery and attached rail extension to add 2" to depth of the wheelchair seat Kit installation results in 18" seat depth For replacement of 16" wide, 16" deep upholstery

[Shop Now](#)



Seat Rail Extension Kit, 18" Wide

Item # STDSCS1818V

- Kit comes complete with seat upholstery and attached rail extension to add 2" to depth of wheelchair seat For replacement of 18" wide, 16" deep upholstery

[Shop Now](#)



Seat Rail Extension Kit, 20" Wide

Item # STDSCS2018V

- Kit comes complete with seat upholstery and attached rail extension to add 2" to depth of the wheelchair seat Kit installation results in 20" seat depth For replacement of 16" wide, 16" deep upholstery

[Shop Now](#)



Seat Belt

Item #	Description
STDS850	Standard, Auto-Clasp
STDS851	Standard, Hook and Loop
STDS855	Bariatric, Auto-Clasp
STDS856	Bariatric, Hook and Loop

- Provides extra security and safety while in wheelchair
- Easy to install

[Shop Now](#)



Universal Forward Stabilizers

Item # STDS860

- Can accommodate a secure fit with Sentra EC 20", Sentra HD 20", Sentra Reclining, Cruiser III, Cirrus IV, Viper, Viper Plus GT, Viper Plus Reclining and most other leading manufacturers wheelchairs.
- Easy to install

[Shop Now](#)



Amputee Adapters

Item # STDS828GT

- Allows the rear wheels of a wheelchair to be moved further back, adjusting the center of gravity
- Easy to install

[Shop Now](#)



Anti-Tippers

Item #

STDS802

STDS807

STDS814

STDS819

STDS829

STDS833N

STDS818

For Use With:

Sentra EC (20"-24"), Sentra HD

Cruiser III, Cruiser X4, Viper Plus GT

Viper Jr

Cruiser III, Cruiser X4

Sentra EC Extra-Wide (26"-30")

Blue Streak, Silver Sport 1 & 2, Polyfly

Silver Sport 2, Silver Sport Reclining,
Sentra Reclining

- Provides additional stability and help prevent a wheelchair from tipping backwards
- Easy to install

[Shop Now](#)

Swing-away Elevating Legrests

Item #

ALELR

STDELR-TF

HDELR

PHELR

LK3JELR

For Use With:

Viper Plus GT

Sentra EC, Sentra HD, Sentra Reclining

Sentra HD

Sentra EC Extra-Wide (26"-30")

Blue Streak, Silver Sport 1, Silver Sport 2,
Cruiser III, Cruiser X4, Polyfly

- Allows user to elevate legs while seated in wheelchair
- Able to be swung away from chair when getting in or out of wheelchair
- Easy to install

[Shop Now](#)

Swing-Away Footrests

Item #

STDSF-TF

PH-SF

AL3-4SF

STDS3J24SF

For Use With:

Sentra EC (20"-24"), Sentra HD

Sentra EC Extra-Wide (26"-30")

Viper Plus GT

Blue Streak, Silver Sport 1, Silver Sport 2, Cruiser III, Cruiser X4, Polyfly

- Provides foot support while seated in wheelchair
- Able to be swung away from chair when getting in or out of wheelchair
- Easy to install

[Shop Now](#)

Articulating Elevating Legrests

Item # STDELR-AL

- Extend as they are elevated
- Compatible with most Drive Wheelchairs
- Easy to install

[Shop Now](#)

Wheelchair Cane/Crutch Holder

Item # STDS1034

- Securely holds cane or crutch while using wheelchair
- Easy to install

[Shop Now](#)



Anti-Fold Device

Item #

STDS806

STDS806-HD

Seat Size:

16" - 22"

24" - 30"

- Installs across bottom of chair to prevent folding

[Shop Now](#)



Universal Telescoping I.V. Pole

Item # STDS820

- Universal spacing sleeve can be added or removed to accommodate most Drive (except Sentra Recliner, Viper GT Recliner, Chrome Sport Recliner, Silver Sport Recliner, Viper Plus GT, Cougar, Cruiser X4, Sentra HD Extra Wide) and other leading manufacturers' wheelchairs

[Shop Now](#)

Overhead Adjustable Anti-Theft Device

Item # STDS834

- Prevents wheelchair from being loaded into a small space, such as a car trunk or back seat
- Easy to install

[Shop Now](#)



Oxygen "E" Cylinder Holders

Item # STDS803

- Holds "E" Cylinder Tank
- Protruding Bar holds Oxygen Cylinder in place
- Universal spacing sleeve can be added or removed to accommodate a secure fit with additional models

[Shop Now](#)



Flat-Free Wheel with Handrim

Item # STDS840

- For use with Sentra Reclining, Viper Reclining, Viper and Cirrus IV Wheelchairs

[Shop Now](#)




One-Arm Drive

Item # STDS4056

- Allows wheelchair to be propelled with one arm

[Shop Now](#)



Super-Hemi Kit

Item #

STDSSHK

STDSSHK-K3

For Use With:

Viper Plus GT

Cruiser III

- Lowers the seat to floor height by 2"

[Shop Now](#)



Accessories

Limb Support

Item #

WASL

WASR

Production Description:

Limb Support, Left

Limb Support, Right

- Provides limb support for amputees
- Easy to install

[Shop Now](#)

Wheel Lock Extensions

Item #

STDS601

STDS801

For Use With:

Viper Plus GT, Lynx, Cirrus IV, Cougar

Blue Streak, Entra EC, Sentra HD,
Sentra Reclining, Sentra EC Extra-Wide,
Cougar, Cirrus IV

STDS801GT

Cruiser III, Revel, Silver Sport 1 & 2
(Excluding serial #3J)

- Extends wheel lock handles for easier access and use
- Easy to install

[Shop Now](#)

Accessories

Wheelchair/Scooter Ramps

Item #	Ramp Length:
STDS1093	2"
STDS1094	3"
STDS1095	4"
STDS1096	5"
STDS1097	6"

- Designed to transition wheelchair or scooter from one surface to another
- Durable, lightweight construction
- Comes with carry bag
- Perforated slots keep water from collecting on ramp
- Variety of sizes to meet many elevation changes
- Weight capacity: 600 lbs

[Shop Now](#)



Oxygen Cylinder Carry Bag

Item # STDS6008-1

- The Oxygen Cylinder Carry Bag adjusts for use with "D" and "E" cylinders
- Top and bottom clasps easily attach for a secure fit to your folding power wheelchair
- Constructed of durable, easy-to-clean nylon, the carry bag also includes two carry handles

[Shop Now](#)



Universal Cup Holder

Item # STDS1040S

- New clamp allows cup holder to swivel to keep contents level
- Easily attaches to wheeled walkers, rollators, transport chairs/wheelchairs with tubing diameter from $\frac{5}{8}$ " to 1"
- Special clamp insert can be added or removed as necessary to accommodate different size tubing
- Made with durable, lightweight plastic

[Shop Now](#)





CORPORATE OFFICE 🏠 99 Seaview Blvd., Port Washington, NY 11050 📞 877-374-8763 🌐 www.drivemedical.com
CANADA OFFICE 🏠 256 Aviva Park Drive, Vaughan, Ontario Canada L4L 9C7 📞 866-752-1363

©2024 Medical Depot, Inc. dba Drive DeVilbiss Healthcare, 99 Seaview Boulevard, Port Washington, NY 11050. All trademarks used in association with the sale of products of Drive DeVilbiss are trademarks owned by Medical Depot, Inc. All other trademarks, trade names, service marks and logos referenced herein belong to their respective companies. Refer to product instruction guide for warranty details.

2025

Walkers Catalog

Enhancing quality
of life is our
driving force

drive

 **DeVilbiss®**
HEALTHCARE

Independent Mobility

Support your mobility and safely enhance your independence with a walker from Drive DeVilbiss Healthcare! We offer a variety of styles and features—including wheeled walkers, knee walkers, and walkers with built-in seating. Many of our walkers are designed to be operated by users with limited manual dexterity, and a wide variety are lightweight and feature a compact fold that makes them portable and easy to transport. Explore our products and find the perfect walker to complement your busy lifestyle!



Walkers

Deluxe Folding Walker, Two Button



Item #	Description	Packaging
10200-1	Adult	Each
10200-4	Adult	Case

- Easy push-button mechanisms may be operated by fingers, palms or side of hand
- Each side operates independently to allow easy movement through narrow spaces and greater stability while standing
- Unique U-shaped frame design creates greater clearance
- The patient is able to bring the walker closer to assist in standing because of the improved crossframe
- Sturdy 1" diameter, aluminum construction ensures maximum strength while remaining lightweight

[Shop Now](#)



Folding Walker, Two Button with 5" Wheels



Item #	Description	Packaging
10210-1	Adult	Each
10210-4ASM	Adult	Case

- Easy push-button release mechanisms
- Each side operates independently to allow easy movement through narrow spaces and greater stability while standing
- Sturdy 1" diameter construction ensures maximum strength while remaining lightweight
- Newly designed rear glide cap allows for walker to slide easily and smoothly over most surfaces
- Vinyl-contoured hand grip
- Includes wheels
- Polypropylene (PP) and PVC wheels allow walker to roll easily and smoothly over irregular surfaces

[Shop Now](#)



Walkers

Folding Walker, Two Button with 5" Wheels

Item #	Description	Packaging
10244-4	Adult	Case

- Easy push-button release mechanisms
- Each side operates independently to allow easy movement through narrow spaces and greater stability while standing
- Sturdy 1" diameter steel construction ensures maximum strength
- Newly designed rear glide cap allows for walker to slide easily and smoothly over most surfaces
- Vinyl-contoured hand grip
- Comes with wheels

[Shop Now](#)



Deluxe Folding Walker, Two Button

Item #	Description	Packaging
10201-4	Youth	Case

- Easy push-button mechanisms may be operated by fingers, palms or side of hand
- Each side operates independently to allow easy movement through narrow spaces and greater stability while standing
- Unique U-shaped frame design creates greater clearance
- The patient is able to bring the walker closer to assist in standing because of the improved crossframe
- Sturdy 1" diameter, aluminum construction ensures maximum strength while remaining lightweight

[Shop Now](#)



Walkers

Deluxe Folding Walker, Two Button with 5" Wheels



Item #	Description	Packaging
10211-4ASM	Youth	Case

- Easy push-button mechanisms may be operated by fingers, palms or side of hand
- Each side operates independently to allow easy movement through narrow spaces and greater stability while standing
- Sturdy 1" diameter aluminum construction ensures maximum strength while remaining lightweight
- Newly designed rear glide cap allows for walker to slide easily and smoothly over most surfaces (Figure A)
- Vinyl-contoured hand grip
- Includes wheels
- Polypropylene (PP) and PVC wheels allow walker to roll easily and smoothly over irregular surfaces

[Shop Now](#)

Folding Junior Walker, Two Button with 5" Wheels



Item #	Description	Packaging
10247-4	Youth	Case

- Easy push-button release mechanisms
- Each side operates independently to allow easy movement through narrow spaces and greater stability while standing
- Sturdy 1" diameter steel construction ensures maximum strength
- Newly designed rear glide cap allows for walker to slide easily and smoothly over most surfaces
- Vinyl-contoured hand grip
- Comes with wheels

[Shop Now](#)

Walkers

Deluxe, Trigger Release Folding Walker

Item #	Description	Packaging
10224-4	Adult	Case

- Trigger release feature for opening and closing allows users to close the walker without removing their hands from the handle and is ideal for individuals with limited finger dexterity
- Trigger release can be reached with hands of all sizes
- Durable, Composite Trigger Release resists cracking
- Sturdy 1" diameter anodized, extruded aluminum construction ensures maximum strength while remaining lightweight
- Patented

[Shop Now](#)



Deluxe, Trigger Release Folding Walker with 5" Wheels

Item #	Description	Description
10226-1	Adult	Single
10226-4	Adult	Case

- Sturdy aluminum construction ensures maximum strength while remaining lightweight
- Trigger release feature for opening and closing allows users to close the walker without removing their hands from the handle
- Ribbed, contoured handgrips relieve pressure on hands
- Easily adjust the height in 1" increments for a customized fit
- 5" wheels are ideal for maneuvering both indoors and outdoors
- Rear glide cap allows for walker to slide easily
- Folds for easy transport with detachable sides
- Quick and tool-free assembly

[Shop Now](#)



Walkers

Deluxe, Trigger Release Folding Walker

Item #	Description	Packaging
10225-4	Youth	Case

- Trigger release feature for opening and closing allows users to close the walker without removing their hands from the handle and is ideal for individuals with limited finger dexterity (Figure A)
Trigger release can be reached with hands of all sizes
- Durable, Composite Trigger Release resists cracking
- Sturdy 1" diameter anodized, extruded aluminum construction ensures maximum strength while remaining lightweight
- Patented

[Shop Now](#)



Deluxe, Trigger Release Folding Walker with 5" Wheels

Item #	Description	Packaging
10227-4	Youth	Case

- Sturdy aluminum construction ensures maximum strength while remaining lightweight
- Trigger release feature for opening and closing allows users to close the walker without removing their hands from the handle
- Ribbed, contoured handgrips relieve pressure on hands
- Easily adjust the height in 1" increments for a customized fit
- 5" wheels are ideal for maneuvering both indoors and outdoors
- Rear glide cap allows for walker to slide easily
- Folds for easy transport with detachable sides
- Quick and tool-free assembly

[Shop Now](#)



Bariatric Aluminum Folding Walker, Two Button

Item #	Description	Description
10220-1	Adult	Single

- For Bariatric use
- Steel legs and side braces
- Precision design provides additional strength while adding minimal weight
- Wider and deeper frame design accommodates individuals up to 600 lb
- Easy push-button mechanisms may be operated by fingers, palms or side of hand
- Each side operates independently to allow easy movement through narrow spaces and greater stability while standing
- Vinyl-contoured hand grip

[Shop Now](#)



Bariatric Aluminum Folding Walker, Two Button

Item #	Description	Description
10220-1WW	Adult	Single

- For Bariatric use
- Steel legs and side braces
- Precision design provides additional strength while adding minimal weight
- Wider and deeper frame design accommodates individuals up to 600 lbs
- Easy push-button mechanisms may be operated by fingers, palms or side of hand
- Each side operates independently to allow easy movement through narrow spaces and greater stability
- Vinyl-contoured hand grip

[Shop Now](#)



Walkers

Deluxe Folding Travel Walker with 5" Wheels

Item #	Description	Packaging
RTL10263KDR	Adult	Single

- Easily folds tool-free to ½ the size of a traditional walker and can be stored in a "Ready Set Go" Pouch
- Legs are attached with strong elastic cords so legs can be folded
- Comes with 5" front wheels and rear glide skis that are ideal for most surfaces
- Two side-storage pouches with large pockets for personal items are held in place by hook and loop fastener tabs to both side frames



[Shop Now](#)

Clever-Lite LS, Adult Walker

Item #	Description	Packaging
10233	Adult	Single

- Rear glide push-down brakes
- Sturdy 1" diameter anodized, extruded aluminum construction
- Comes with flip-up seat with built-in carry handle
- Allows individual to be seated or use as traditional walker by raising seat to step inside the frame
- Easily folds with patented dual-lever side-paddle release (Figure B)
- Soft, flexible backrest provides comfort and security while seated
- 5" fixed front wheels



[Shop Now](#)

Walkers

Clever-Lite Walker, Adult, with 8" Casters

Item #	Description	Packaging
10243	Adult	Single

- Front wheels can be set in either "swivel" or "fixed" position
- Special loop lock made of internal aluminum casting operates easily and ensures safety
- Sturdy 1" diameter anodized aluminum construction
- Comes with flip-up seat with built-in carry handle
- Allows individual to be seated or use as traditional walker
- Folds with patented side-paddle release

[Shop Now](#)



Two Wheeled Walker with Seat

Item #	Description	Packaging
1239RD	Adult	Single

- Features comfortable and convenient padded seat and backrest
- Quickly folds when not in use
- Rear leg tips act as brakes when pressed down
- Height adjustable handles
- Large 5" swivel wheels for added maneuverability
- Contoured handles for a comfortable grip

[Shop Now](#)



Walkers

Side Walker

Item #	Description	Packaging
10240-1	Adult	Single

- Designed for individuals with the use of only one hand or arm
- Lighter than a walker and more stable than a cane
- Folds easily with one hand
- Ideal for users who do not require a walker but need a wider base for support



[Shop Now](#)



Steerable Knee Walker

Item #
796

- Knee walker can be steered for increased maneuverability
- Ideal for individuals recovering from foot surgery, breaks, sprains, amputation and ulcers of the foot
- New, two-piece padded leg pad provides comfort
- Deluxe braking system
- Removable front basket
- Durable, steel frame with silver vein finish
- Tool free height adjustment
- 7.5" casters are ideal for indoor/outdoor use



[Shop Now](#)



Walkers

Nitro® Glide Knee Walker

Item

791BL

791RD

Description

Blue

Red

- Width expanding front axels (16", 18", 20") for adjustment of turning radius
- Easy-to-replace brake cables enclosed in frame tubing
- Tool-free height adjustment of handle (30"- 39") and knee pad (17" - 23").
- Offset, reversible knee pad for left or right leg use
- Includes removable storage basket with handle
- Lightweight and foldable frame for convenient storage and transport
- Simple-to-operate hand brakes control dual rear braking system

[Shop Now](#)

Economy Folding Knee Walker

Item

RTL799

- Easily steerable, while tight turning radius
- Dual rear on-wheel braking system provides immediate stopping ability and control while navigating
- Push-button parking brake incorporated into handbrake for when you need to rest safely
- Padded leg support provides comfort, stability and is easily compatible with left or right leg
- Quickly and easily adjust the height of the kneepad or handlebar to cater to your individual needs, no tools required
- Foldable design allows for convenient storage and portability
- Strong, durable frame supports users up to 350 lb
- 8" wheels are ideal for indoor and outdoor use

[Shop Now](#)

Universal 5" Walker Wheels

Item

10109

- Converts folding walker into wheeled walker
- Fits most manufacturers' walkers
- Allows for 8 height adjustments
- Polypropylene (PP) and PVC wheels allow walker to roll easily and smoothly over irregular surfaces
- Comes with rear glide caps, (item #10107) and glide covers (item #10107C) allowing use on all surfaces
- 350 lb Weight Limit

[Shop Now](#)

Tall Extension Legs with Wheels, Combo Pack (Adds 4")

Item

10108WC

- Allows for height adjustments from 36" to 43" (walker handgrip to floor) (Adds 4" to height of walker)
- 5" rubber wheels allow walker to roll easily and smoothly over irregular surfaces
- For use with all Drive and most leading manufacturers' walkers
- Includes rear glide caps, (item #10107) and glide covers (item #10107C), allowing use on all surfaces
- Weight Capacity 350 lb

[Shop Now](#)

5" Bariatric Walker Wheels with Two Sets of Rear Glides

Item

10118SV

- Converts heavy-duty walker into wheeled walker
- Allows for 8 height adjustments
- 10118T Adds 4"
- Dual rubber wheels allow walker to roll easily and smoothly over irregular surfaces
- Comes with rear glide caps (item #10107) and glide covers (item #10107C), allowing use on all surfaces
- For use with items # 10220-2 and 10223-2

[Shop Now](#)

Swivel Wheel with Lock & Two Sets of Rear Glides

Item

10115

- Can be locked for fixed wheel or unlocked for a swivel wheel
- Allows for 8 adjustments
- Rubber wheels allow walker to roll easily and smoothly over irregular surfaces
- Comes with rear glide caps, (item #10107) and glide covers (item #10107C), allowing use on all surfaces
- Weight Capacity 350 lb

[Shop Now](#)

Accessories

Rear Glide Brakes with 3" Wheels

Item

10106

- Designed for those who are unable to grip the walker
- Cradles forearm with soft vinyl padding for comfort
- Large top bracket allows the platform attachment to be placed over the hand grip of the walker
- Adjustable strap securely holds arm in place
- 10105CB (Crutch Attachment) sold separately

[Shop Now](#)

Platform Walker/Crutch Attachment

Item

10105-1

Description

Single

10105-2

Case

- Designed for those who are unable to grip the walker
- Cradles forearm with soft vinyl padding for comfort
- Large top bracket allows the platform attachment to be placed over the hand grip of the walker
- Adjustable strap securely holds arm in place

[Shop Now](#)

Accessories

Bariatric Platform Walker/ Crutch Attachment

Item

10105HD-2

- Designed for those who are unable to grip the walker
- Cradles forearm with soft vinyl padding for comfortable weight bearing
- Large top bracket allows the platform attachment to be placed over the hand grip of the walker
- Adjustable strap securely holds arm in place
- Attachment for Underarm Crutch for item #10105 must be ordered separately (Cannot be used with Bariatric model)
- Bariatric Weight Capacity 500 lb

[Shop Now](#)

Glide Ski

Item

Description

10110	White
10110B	Black

- For use with all 1" folding walkers
- Easily added to walker
- Durable composite construction ensures long life
- Ideal on most surfaces
- For use with all Drive and most leading manufacturers' walkers

[Shop Now](#)

Walker Glide Ski

Item

RTL100017

- Allows walker to glide easily and smoothly over most surfaces
- Easily slides onto 1 1/8" tubing of walker
- Durable construction for long life
- Tool-free installation
- For use with most leading manufacturers' walkers

[Shop Now](#)

Walker Glides

Item

781-010

- For use with all 1" folding walkers
- Easily added to walker
- Durable composite construction ensures long life
- Ideal on most surfaces

[Shop Now](#)

Accessories

Tennis Ball Glides with Replaceable Glide Pads

Item #

10121

- Provides a quiet, smooth and durable glide experience when used with a walker
- Easy and safe to install
- Patent Pending

[Shop Now](#)

Universal Walker Tray with Cup Holder

Item #

10124

- Allows personal items to be carried from room to room
- Contains one cup holder
- Fits most manufacturers' walkers
- Made of easy-to-clean durable plastic
- Easy-to-install
- Size: 23" (L) x 17" (W) x 1.5" (H)

[Shop Now](#)



Accessories

Walker Tray with Cup Holders

Item #
10125

- Allows personal items to be carried from room to room
- Contains two cup holders
- Fits most manufacturers' 2-button walkers
- Easily folds down when not in use
- Made of easy-to-clean, durable plastic
- Easy-to-install
- Size: 16" (L) x 12" (W) x 2" (H)

[Shop Now](#)



E-Z Walker Caddy

Item #
RTL10131

- Allows personal items to be carried from room to room
- Includes a removable top that conceals personal items
- Fits most manufacturers' 2-button walkers
- Easily attaches with side clips
- Made of easy-to-clean durable plastic
- Easy-to-install
- Size: 15½" (L) x 12½" (W) x 5" (H)

[Shop Now](#)



Walker Basket

Item

10200B

- For use with all 1" folding walkers
- 10200B comes with plastic insert tray with cup holder (10200B-1)

[Shop Now](#)

Mobility Bags

Item

RTL10254BFL

RTL10254GR

RTL10254TFL

Description

Blue Floral

Army Green

Tropical Floral

- Dual attachment options: back strap attachment with secure clip or adjustable hanging straps
- Securely attaches to wide range of mobility aids
- Spacious interior pocket with zipper closure and key ring
- Four front exterior pockets and key ring zipper for added security of belongings
- Side mesh pocket holds water bottle
- Large, interior zip pocket
- Fully-lined pockets and interior
- Treated with water resistant technology
- Spot clean with wet cloth

[Shop Now](#)

Multi-Use Accessory Bag

Item #	Description
RTL10255NV	Navy
RTL10255PK	Pink

- Back strap attachment with secure, adjustable clip
- Securely attaches to wide range of mobility aids
- Spacious interior pocket with zipper closure and key ring
- Front pocket with magnetic closure for added security of belongings
- Reinforced back foundation maintains bag shape for added support
- Interior small pockets and zipper pocket
- Fully-lined pockets and interior
- Removable, optional cross-body carrying strap
- Treated with water resistant technology
- Spot clean with wet cloth

[Shop Now](#)



Walker Accessory Bag

Item #
RTL10256NV

- Adjustable bag loop fasteners attach to wide range of mobility aids
- Spacious interior pocket with zipper closure and key ring
- Three front pockets hold essentials such as keys, snacks or cell phone
- Two back pockets allow items to be accessed from user's side
- Lined interior and pockets
- Treated with water resistant technology
- Spot clean with wet cloth

[Shop Now](#)





CORPORATE OFFICE 🏠 99 Seaview Blvd., Port Washington, NY 11050 📞 877-374-8763 🌐 www.drivemedical.com
CANADA OFFICE 🏠 256 Aviva Park Drive, Vaughan, Ontario Canada L4L 9C7 📞 866-752-1363

©2025 Medical Depot, Inc. dba Drive DeVilbiss Healthcare, 99 Seaview Boulevard, Port Washington, NY 11050. All trademarks used in association with the sale of products of Drive DeVilbiss are trademarks owned by Medical Depot, Inc. All other trademarks, trade names, service marks and logos referenced herein belong to their respective companies. Refer to product instruction guide for warranty details.

2025 Bath Safety Catalog

Enhancing quality
of life is our
driving force



Bathroom Safety Solutions

We at Drive DeVilbiss Healthcare know that the bathroom is one of the most hazardous rooms in the house. To that end, building a safer bathroom is an important part of maintaining independence and a higher quality of life. Our bath safety products were clinically designed to meet the needs of individuals facing mobility challenges in both the long and short term. From shower chairs, to bath lifts, we provide a full spectrum of bath safety products to provide customers with customized solutions that help enhance their safety and comfort in daily life. With a focus on durability, portability, ease of assembly, and easy to clean surfaces, we've thoughtfully designed our products to suit the busy lifestyles of customers and caregivers.



Bathroom Safety

Deluxe Aluminum Bath Chair

Item # RTL12202KDR

- Easy, tool-free assembly of back seat and legs
- Aluminum frame is lightweight, durable and corrosion proof
- Legs are height adjustable in 1" increments, and angled with suction-style tips to provide additional stability
- Made using recycled materials

[Shop Now](#)



Deluxe Aluminum Shower Chair

Item # 12202KD-4

- Easy, tool-free assembly of back, seat and legs
- Aluminum frame is lightweight, durable and corrosion proof
- New pinch-free cover allows for push pins to be depressed without pinching finger
- Legs are height adjustable in 1" increments, and angled with suction-style tips to provide additional stability
- Support collar prevents leg movement and reduces rattle
- Made using recycled materials

[Shop Now](#)



Bathroom Safety

Shower Chair with Back and Removable Padded Arms

Item # 12445KD-1

- Removable padded armrests provide comfort and added security
- Blow-molded bench and back provide comfort and strength
- Drainage holes in bench reduce slipping
- Aluminum frame is lightweight, durable and corrosion proof
- Leg height adjusts in 1" increments
- Made using recycled materials



[Shop Now](#)

PreserveTech™ 360° Swivel Bath Chair

Item # RTL12A001-GR

- Compact bath chair featuring 360 degree swivel action and locking at every 90 degrees
- Each leg includes a non-skid, non-slip tip
- Padded armrests provide superior support
- Pivoting armrests can be raised out of the way
- Seat height adjustments on this range from 15" to 22"
- Drainage holes help to prevent water from pooling
- Push button, snap together design requires no tools and assembles in just minutes



[Shop Now](#)

Bathroom Safety

PreserveTech™ Aquachair Bathing System with Bidet

Item # RTL12A004-WH

- Unique shower chair with bidet and shower spray enables full-body cleansing without standing
- Padded non-slip seat and backrest offer support and comfort
- Adjust the height with the push of a button to achieve the ideal seated position
- Legs include a non-skid, non-slip tip for additional security on wet surfaces
- Lightweight and durable-rust-resistant aluminum frame supports up to 350 lbs
- Anti-microbial treated to help prevent stains and odors from buildup of bacteria, mold and mildew
- No electrical connection or batteries necessary

[Shop Now](#)



PreserveTech™ Aquachair Transfer Accessory with Curtain Guard Protection

Item # RTL12A004-TR

- Easily installs to the PreserveTech™ Aquachair Bathing System in minutes
- Bench design allows user to slide over side of tub from a safer seated position
- Patented "U" shape cut-out design keeps shower curtain liner in the tub and prevents water spillage
- Adjust leg height with the push of a button
- Nonslip feet offer added security on bathroom floors

[Shop Now](#)



Bathroom Safety

Shower Chair with Folding Back

Item # RTL12606

- Adds safety and support in the bath tub and shower
- Easy, tool-free assembly and height adjustable legs
- Folding back and removable legs make this shower chair great for storage and transport
- Lightweight design with stable legs and non-slip feet
- Armrests and soap tray add comfort and convenience
- Made using recycled materials



[Shop Now](#)

Deluxe Bariatric Shower Chair with Cross-Frame Brace

Item # 12021KD-1

- Frame has width/depth cross braces attached with aircraft-type rivets
- Durable, blow-molded plastic bench
- Aluminum frame is lightweight, durable and corrosion proof Drainage holes reduce slipping
- Euro-style clip for leg height adjustment Height adjusts in 1" increments
- Made using recycled materials



[Shop Now](#)

Bathroom Safety

Deluxe Bariatric Shower Chair with Cross-Frame Brace

Item # 12029-2

- Frame has width/depth cross braces attached with aircraft-type rivets
- Large seat with 16.5" depth
- Seat height adjusts in 1" increments
- Durable, blow-molded plastic bench
- Tool-free removable back
- Aluminum frame is lightweight, durable and corrosion proof
- Drainage holes reduce slipping
- Made using recycled materials

[Shop Now](#)



Deluxe Aluminum Shower Bench without Back

Item # RTL12203KDR

- Tool-free assembly of seat and legs
- Drainage holes in bench reduce slipping
- Aluminum frame is lightweight, durable and corrosion proof
- Legs are height adjustable in 1" increments, and angled with suction-style tips to provide additional stability
- Made using recycled materials

[Shop Now](#)



Bathroom Safety

Deluxe Aluminum Shower Bench without Back

Item # 12203KD-4

- Tool-free assembly of seat and legs
- Drainage holes in bench reduce slipping
- Frame is lightweight, durable and corrosion proof
- New pinch-free cover allows for push pins to be depressed without pinching finger
- Legs are height adjustable in 1" increments, and angled with suction style tips to provide additional stability
- Support collar prevents leg movement and reduces rattle
- Made using recycled materials

[Shop Now](#)



Swivel Seat Shower Stool

Item # RTL12061M

- The rotating padded seat reduces twisting and reaching while in the shower
- Seat rotates 360° and locks every 90°
- The rotating top of the seat can be removed for easy cleaning
- Easy tool-free assembly
- Ideal for individuals who have balance or mobility issues
- Seat height can be adjusted from 16" to 22", in 1.18" increments
- Made using recycled materials

[Shop Now](#)



Bathroom Safety

Folding Shower Chair

Item # 12486

- Product available with back and without
- Conveniently folds flat
- Blow-molded bench provides comfort and strength
- Drainage holes in seat reduce slipping
- Aluminum frame is lightweight, durable and corrosion proof
- Angled legs provide additional stability
- Made using recycled materials

[Shop Now](#)



Shower Stool

Item # RTL12004KD

- Aluminum frame is lightweight, durable and corrosion proof
- Impact-resistant, composite seat
- Legs are height adjustable in 1" increments, and are crack proof and tarnish resistant
- Easy, tool-free assembly
- Made using recycled materials

[Shop Now](#)



Bathroom Safety

Transfer Tub Bench

Item # 12011KD-2

- Tool-free assembly of back, legs and arm
- A-frame construction provides stability
- Durable blow-molded plastic bench and backrest
- Height adjusts in ½" increments with unique "Dual Column" extension legs
- Reversible to accommodate any bathroom
- Pinch-free lever allows for push pins to be depressed without pinching fingers
- Made using recycled materials



[Shop Now](#)

Three Piece Transfer Tub Bench

Item # RTL12031KDR

- Tool-free assembly of back, legs, and arm
- A-frame construction provides stability
- Durable blow-molded plastic bench and backrest
- Height adjusts in 1/2" increments with unique "Dual Column" extension legs
- Reversible to accommodate any bathroom
- Pinch-free lever allows for push pins to be depressed without pinching fingers
- Made using recycled materials



[Shop Now](#)

Bathroom Safety

Splash Defense™ Transfer Bench with Curtain Guard Protection

Item # RTL12032KDR

- New "U" shape cut-out design enables the shower curtain liner to stay within the bath tub and avoiding water spillage outside onto the bathroom floor
- Reversible to accommodate any bathroom
- Tool-free assembly of back, legs and arm
- Height adjusts in ½" increments
- Durable blow-molded plastic bench and backrest
- Pinch-free lever allows for push pins to be depressed without pinching fingers
- Made using recycled materials

[Shop Now](#)



Folding Universal Sliding Transfer Bench

Item # RTL12075

- Transfer Bench slides left and right along frame for easy entry into and out of tub
- Seat height adjusts in ½" increments
- Folds flat for transport and storage
- Comes standard with removable soap dish
- Comes with safety net to catch dropped personal items and prevent bending
- Comes with seat belt for added safety
- Made using recycled materials

[Shop Now](#)



Bathroom Safety

Padded Transfer Bench

Item # 12005KD-1

- Comfortable cushioned seat and backrest
- Tool-free assembly of back, legs and arm
- New pinch-free cover allows for push pins to be depressed without pinching fingers
- A-frame construction provides stability
- Height adjusts in ½" increments with unique "Dual Column" extension legs



[Shop Now](#)

Combination Padded Transfer Bench/Commode

Item # 12005KDC-1

- Combines transfer bench and commode into one
- Tool-free assembly of back, legs and arm
- Comfortable cushioned seat and backrest
- Aluminum A-frame construction is lightweight and provides additional stability
- Height adjusts in ½" increments with unique "Dual Column" extension legs
- No exposed hardware to injure patient
- Extra-large suction cups provide added safety
- New pinch-free cover allows for push pins to be depressed without pinching finger



[Shop Now](#)

Bathroom Safety

Bariatric Transfer Bench

Item # 12025KD-1

- Tool-free assembly of back, legs and arm
- A-frame provides additional stability
- Height adjusts in ½" increments with unique "Dual Column" extension legs
- All transfer benches are reversible to accommodate any bathroom
- Euro-style clip ensures a secure fit
- No exposed hardware to injure patient
- Large, locking suction cups for added safety
- Weight Capacity 500 lbs
- Made using recycled materials



[Shop Now](#)

2-in-1 Locking Raised Toilet Seat with Tool-free Removable Arms

Item # RTL12027RA

Retail

Item # 12027RA-4BULK

- Adds 5" to height of toilet seat
- Tool-free arms can be removed or added
- Arm sleeves and receivers are made of metal
- Heavy-duty molded plastic construction
- Locking device with larger, heavy-duty "worm screw" and locking plate for a safe, secure fit
- Lightweight and portable
- Easily attaches to toilet bowl, tool-free
- Easy-to-clean and fits most toilets
- Made using recycled materials



[Shop Now](#)

Bathroom Safety

Premium Plastic, Raised, Elongated Toilet Seat with Lock

Item # 12013

- Adds 5" to height of toilet seat
- Tool-free arms are 21" apart and can be removed or added as needed
- Wide opening in front and back
- Heavy-duty molded plastic construction provides additional strength and durability
- Standard locking mechanism ensures safety
- Lightweight and portable
- No tools required for installation, fits most elongated toilets
- Made using recycled materials

[Shop Now](#)



PreserveTech™ Universal Raised Toilet Seat

Item # RTL12C002-WH

- Accommodates three different seat heights (2", 4" and 6") by maneuvering just two components
- Pivoting armrests can be raised out of the way or removed depending on your needs or bathroom environment
- Fits comfortably on most standard and elongated toilets
- Includes a lid with recessed grip for better hygiene and aesthetic and effortless opening
- Contoured to provide a safe and comfortable elevation

[Shop Now](#)



Bathroom Safety

PreserveTech™ Secure Lock Raised Toilet Seat

Item # RTL12C003-WH

- Three locking points of security located on the front, left and right side providing the highest level of stability and security
- This toilet seat adds an extra 5" of height
- Padded armrests provide support and create a comfortable, non-slip surface for a secure grip
- Easily adjust armrest height to your needs
- Fits comfortably on most standard and elongated toilets
- No Tools Required! Simply turn the adjustable knobs to tighten the locking plate
- Made using recycled materials

[Shop Now](#)



Raised Toilet Seat with/without Lid

Item # 12065

With Lid

Item # RTL12064

Without Lid

- Designed for individuals who have difficulty sitting down or standing up from the toilet
- Heavy-duty molded plastic construction
- Locking device with larger, heavy-duty "worm screw" and locking plate for a safe, secure fit
- Lightweight and portable
- Fits most toilets
- No tools required for installation
- Easy-to-clean
- Made using recycled materials

[Shop Now](#)



Bathroom Safety

PreserveTech™ Raised Toilet Seat with Bidet With Warm Water

Item # RTL12C006-WH

- Control panel activates and adjusts water pressure and cleansing modes
- Bidet provides front or female and back cleansing depending on needs
- Retractable bidet nozzle and guard for a more sanitary experience
- Contoured for safe and comfortable elevation
- Antimicrobial treated raised toilet seat helps minimize the growth of bacterial odors, mold, and fungi on treated surfaces

[Shop Now](#)



PreserveTech™ Raised Toilet Seat with Bidet With Ambient Water

Item # RTL12C005-WH

- Control panel activates and adjusts water pressure and cleansing modes
- Bidet provides front or female and back cleansing depending on needs
- Retractable bidet nozzle and guard for a more sanitary experience
- Contoured for safe and comfortable elevation
- Antimicrobial treated raised toilet seat helps minimize the growth of bacterial odors, mold, and fungi on treated surfaces

[Shop Now](#)



Bathroom Safety

Premium Raised Toilet Seat with Removable Arms

Item # 12403

- Allows individual to use existing toilet seat and lid
- Tool-free arms are 19.75" apart and can be removed or added as needed
- Arm sleeves and receivers are made of metal
- Heavy-duty molded plastic construction
- Lightweight and portable
- Easily attaches to toilet bowl
- No tools required for installation
- Easy to clean
- Accommodates most elongated toilets
- Made using recycled materials

[Shop Now](#)



Hinged Toilet Seat Riser

Item # RTL12607

Regular

Item # RTL12608

Elongated

- Raises the height of the toilet 3.5" for individuals that require assistance sitting on and standing from the toilet
- Hinge design allows riser to be moved out of the way when not in use
- Heavy-duty molded plastic construction provides strength and durability
- Lightweight, portable, and easily attaches to toilet bowl
- Two models to accommodate either standard or elongated toilet bowls
- Made using recycled materials

[Shop Now](#)



Bathroom Safety

Toilet Safety Frame with Padded Arms

Item # RTL12000

- Anodized aluminum is sturdy and lightweight
- Padded armrests provide additional comfort and support
- Comes with height-adjustable (1" increments) and width-adjustable arms (2 positions)
- Powder-coated aluminum bracket easily attaches frame to toilet
- Bracket secures safety frame in place

[Shop Now](#)



Toilet Safety Frame

Item # 12001-4

- Anodized aluminum is sturdy and lightweight
- Plastic armrests provide additional comfort and support
- Comes with height-adjustable (1" increments) and width-adjustable arms (2 positions)
- Powder-coated aluminum bracket easily attaches frame to toilet
- Bracket secures safety frame in place

[Shop Now](#)



Bathroom Safety

Free-standing Toilet Safety Rail

Item # RTL12079

- Free standing around toilet
- Easy, tool-free assembly using wing nuts
- Fits standard and elongated toilets
- Comes with padded armrests for added comfort
- Comes with a magazine rack for added convenience

[Shop Now](#)



Chrome Knurled Grab Bar

Item # 12112-3	12 inch
Item # 12116-3	16 inch
Item # RTL12118	18 inch
Item # 12124-3	24 inch
Item # 12132-3	32 inch

- Knurled grab bar diameter provides a no-slip grip
- Mounts vertically or horizontally
- 1 ½" distance from wall

[Shop Now](#)



Bathroom Safety

White Powder-Coated Grab Bar

Item # RTL12018 18 inch
Item # 12024-3 24 inch

- Durable, white powder-coated steel is attractive and easy to clean
- Mounts vertically or horizontally
- 1 ½" distance from wall
- Excess water should be wiped off grab bar after each use to prevent rusting

[Shop Now](#)

Portable Bath Step

Item # RTL12068

- Makes getting in and out of the bath tub easier and safer
- Unique modular design allows the multiple steps to be stacked
- Step height is 4"
- When stacking, each additional step adds 2"
- Bath step comes with four removable covers on the surface
- When stacking, remove covers to allow steps to lock together
- Attractive, textured surface is slip resistant and comfortable

[Shop Now](#)

Bathroom Safety

Suction Cup Grab Bar

Item # RTL13083

- Provides additional stability when entering and exiting the tub or shower
- Easy to install or remove with locking latches that secure the grab bar into place
- Color indicators ensure safe and secure installation. Green display means the grab bar is secure and ready for use, red will be displayed if the seal is not airtight
- Featuring a rubber non-slip grip and molded handle finger grips on the underside for additional safety and security

[Shop Now](#)



Suction Cup Grab Bar

Item # RTL13095

- Provides additional stability when entering and exiting the tub or shower
- Easy to install or remove with locking latches that secure the grab bar into place
- Color indicators ensure safe and secure installation. Green display means the grab bar is secure and ready for use, red will be displayed if the seal is not airtight
- Featuring a rubber non-slip grip and molded handle finger grips on the underside for additional safety and security

[To purchase, reach out to your sales rep](#)



Bathroom Safety

Clamp-On Tub Rail

Item # RTL12036-ADJ

- Durable, white powder-coated steel construction
- 14.5" - 17" height adjustment
- Width adjusts from 3" - 7"
- Stainless steel locking mechanism and non-wearing rubber pads provide scratch-proof security
- Fits most tubs (Tighten carefully when using with Fiberglass tubs)
- Tool-free installation

[Shop Now](#)



Plastic Tub Rail

Item # 12044

- Attractive, ergonomically-designed tub rail provides a comfortable, safe grip
- Handle is perpendicular to tub
- 16.5" in height
- Tool-free, easy to install
- Width adjusts from 3" - 6.25"
- Made using recycled materials

[Shop Now](#)



Bathroom Safety

Deluxe Handheld Shower Spray with Diverter Valve

Item # 12037

- On/Off switch built into handle for easy access
- Extra-long 80" white reinforced nylon hose provides extra convenience
- Comes with diverter valve that allows either the regular shower head to operate or be used as a handheld shower spray
- Useful when shower chair, bench or stool is being used

[Shop Now](#)



Deluxe Handheld Shower Massager with Three Massaging Options

Item # RTL12045

- Adjustable massaging head
- Chrome shower-arm mount and extra-long 84" chrome/mylar reinforced tangle-free hose
- Can be used as handheld shower spray or used in handle mount as traditional showerhead
- Useful when shower, chair, bench or stool is being used

[Shop Now](#)



Bathroom Safety

Bellavita Dive Bath Lift

Item # 477400252

- New removable backrest with 50° recline
- Larger seat with hygiene cutout
- Improved dual column design provides optimal stability for up to 300 pounds
- Seat height adjusts from 2.6" to 18.9"
- Easy-to-use floating remote control
- Installs easy in almost any bathtub—no plumbing or electrical work required



[Shop Now](#)

Whisper Bath Lift Chair

Item # 477150312

- Designed to fit just about any style of bathtub, the Whisper shower chair for bathroom is easy to install and can support up to 300 pounds
- Durable plastic and is comfortable thanks to an ergonomically designed padded seat and backrest
- Designed to fit your unique needs, our bathtub patient lift can be adjusted to raise, lower, and recline the lift up to 50 degrees
- The bath chair's unique controls feature large, color-coded buttons for easy use; control floats in water for easy accessibility



[To purchase, reach out to your sales rep](#)

Bathroom Safety

Bellavita Comfort Cover

Item #	Color
460900252	White
460900312	Blue

- Cover set for Bellavita bath lift features a backrest and seat cover that come in an attractive color to match your bathroom decor
- The seat and backrest of the bath chair lift are padded for added comfort during while bathing
- Covers can be removed and washed separately to maintain a hygienic environment
- Easy to Install: Easily enhance your bath lift with a perfect fit

[Shop Now](#)



Bellavita Comfort Cover, Blue

Item # 460900312

- Cover set for Bellavita bath lift features a backrest and seat cover that come in an attractive color to match your bathroom decor
- The seat and backrest of the bath chair lift are padded for added comfort during while bathing
- Covers can be removed and washed separately to maintain a hygienic environment
- Easy to Install: Easily enhance your bath lift with a perfect fit

[Shop Now](#)



Bathroom Safety

Vitaturun Swivel and Transfer Aid

Item # 412100200

- Simplifies transfer, positioning and rotating when using a bath lift
- Soft, mobile seat surface glides smoothly
- Slip-resistant surface improves safety
- The skin-friendly coating is easy-to-clean

[Shop Now](#)



Universal Bather Pouch

Item # 10267-1

- Universal pouch for bath & shower chairs and benches
- Mesh pocket to securely hold personal items soap, shampoo, etc
- Easy-to-clean nylon

[Shop Now](#)





CORPORATE OFFICE 🏠 99 Seaview Blvd., Port Washington, NY 11050 📞 877-374-8763 🌐 www.drivemedical.com

CANADA OFFICE 🏠 256 Aviva Park Drive, Vaughan, Ontario Canada L4L 9C7 📞 866-752-1363

©2023 Medical Depot, Inc. dba Drive DeVilbiss Healthcare, 99 Seaview Boulevard, Port Washington, NY 11050. All trademarks used in association with the sale of products of Drive DeVilbiss are trademarks owned by Medical Depot, Inc. All other trademarks, trade names, service marks and logos referenced herein belong to their respective companies. Refer to product instruction guide for warranty details.

Ask us about our NEW Product!

Rose Comfort Max



Provide users with exceptional positioning and comfort with the **Rose Comfort Max Tilt and Recline Chair with Casters**! Make caregiving easier for facility workers with our streamlined and easy to use chair.

Item #	Description	UPC	UOM
CLN400-20	Tilt and Recline Chair with Casters	822383008288	1/ea
CLN400-HPP	Huntington's Padding Package includes Long Shoulder Bolsters, Positioning Thigh Belt and Padded Footbox	822383012384	1/ea

Benefits & Features

- **Reduce pressure injuries and enhance patient comfort** and with adjustable, thickly upholstered seat featuring 38° of tilt-in-space and 90° recline
- **Accommodate diverse patients** with height-adjustable seat and armrests, and customizable footrests
- **Maximize patient comfort and safety** with customizable, head support cushions that adjust from 14" - 22" wide
- **Easily relocate patients and position them safely** in place with locking casters
- **Streamline caregiving** with easy-to-identify color-coded tilt and recline adjustment
- **Support better outcomes** with Trendelenburg- capable positioning

Specifications

Overall Width	25.8"
Seat Dimensions (Width x Depth)	20" (W) x 17.7" (D)
Seat Height Adjustment	17" - 22"
Seat Pad Thickness	2"
Distance Between Shoulder Cushions	13.4" - 21.2"
Arm Pad (Width x Length)	2.87" (W) x 14" (L)
Back Height	32.6"
Weight Capacity	400 lb.
Limited Warranty*	Lifetime (10 Year) on Frame



Provide **comfortable positioning, increased sitting tolerance, & freedom of movement** to help prevent pressure injuries with Huntington Pads.



Supportive and customizable seating for varying needs with multiple angle adjustments.



Lays flat for added comfort and fewer transfers to a bed or standard chair with Trendelenburg positioning.



Easy maneuverability and security with rear-directional locking casters.

2025

Commodes Catalog

Enhancing quality
of life is our
driving force



drive

 **DeVilbiss**
HEALTHCARE

Bathroom Safety Solutions

At Drive DeVilbiss Healthcare we know that maintaining privacy while protecting safety and independence begins in the bathroom—with a commode that meets your unique requirements and fits your lifestyle. Our commodes were clinically designed to meet the needs of individuals facing a wide range of mobility challenges in both the long and short term. With a focus on durability, portability, and ease of assembly, our commodes also include helpful features such as stable handrails and easy-to-clean surfaces. Our thoughtfully designed products are here to enhance your safety and quality of life.



Commodes

Folding Steel Commode

Item # 11148-1

- Easily opens and folds
- Folds flat for convenient storage and transportation
- Tool-free set-up
- Durable plastic snap on seat and lid
- Comes complete with 7.5 qt commode bucket, cover and splash shield
- Grey powder coated steel welded construction increases strength and durability
- Plastic arms for added comfort
- Piggy back label supplied on product hangtag
- Made using recycled materials



[Shop Now](#)

Folding Steel Commode

Item # 11148N-4

- 4-Pack
- Easily opens and folds
- Folds flat for convenient storage and transportation
- Comes complete with 8 qt commode bucket with carry handle, cover and splash shield
- Durable plastic snap-on seat and lid
- Assembles without pushing buttons
- Grey powder-coated steel-welded construction increases strength and durability
- Plastic arms for added comfort
- Made using recycled materials



x4



[Shop Now](#)

Commodes

Competitive Edge Line 3-in-1 Folding Commode

Item # 11148CE-4

- 4-Pack
- Easily opens and folds
- Folds flat for convenient storage and transportation
- Tool-free set-up
- Durable plastic snap on seat and lid
- Grey powder coated steel welded construction increases strength and durability
- Comes complete with 7.5 qt commode bucket, cover and splash guard
- Made using recycled materials

[Shop Now](#)



x4



Deluxe Steel Drop Arm Commode

Item # 11125KD-1

- Easy-to-release drop-arm mechanism allows for safe lateral patient transfers to and from commode
- Easy-to-clean gray powder-coated steel finish
- Plastic armrests and back provide extra comfort and support
- Comes with a durable, snap-on plastic seat and lid, a 12 qt commode bucket with carry handle, and a splash shield

[Shop Now](#)



Commodes

Steel Drop-Arm Commode with Wheels and Padded Armrests

Item # 11101W-2

- 2-Pack
- Easy-to-release arm mechanism allows for safe lateral patient transfers to and from commode
- Arm provides additional support while transferring
- Manufactured with 1" steel
- Padded arm rests provide extra comfort and support
- Comes with 7.5 qt. commode bucket with carry handle and splash shield
- Rust resistant, swivel casters (2 with locks)
- Made using recycled materials

[Shop Now](#)



Drop Arm Steel Commode

Item # 11125PSKD-1

- Versatile 3-in-1 design enables you to use this bathroom chair as a bariatric bedside commode, raised toilet seat, or toilet safety frame
- Easy-to-release drop-arm mechanism allows the portable table to move easily for safe lateral patient transfers to and from commode
- This bucket toilet comes equipped with a padded open front vinyl toilet seat, 12-qt commode bucket with carry handle, and a splash shield

[Shop Now](#)



Commodes

Aluminum Rehab Shower Commode Chair with Four Rear-locking Casters

Item # NRS185007

- Simply and quickly adjust the height
- Padded flip-back armrests
- Easy to empty commode bucket to reduce splashes and spills
- 5" locking casters allow for extra security when the unit is not in motion
- Easy-to-clean padded seat (18" x 17") and backrest
- Seat opening allows for unobstructed access to the perineal area for easy and effective cleansing
- Swing-away detachable footrests with height and angle adjustments
- Simple, tool-free assembly

[Shop Now](#)



Aluminum Rehab Shower Commode Chair

Item # NRS185006

- Simply and quickly adjust the height
- Padded flip-back armrests
- Easy to empty commode bucket
- 5" front locking casters and 24" rear locking wheels allow for extra security when the unit is not in motion
- Easy-to-clean padded seat (18" x 17") and backrest
- Seat opening allows for unobstructed access to the perineal area for easy and effective cleansing.
- Swing-away detachable footrests with height and angle adjustments
- Simple, tool-free assembly

[Shop Now](#)



Commodes

Tilting Aluminum Rehab Shower Chair Commode

Item # NRS18010

- 30 Degrees of tilting for enhanced comfort and positioning in the shower
- Position over a standard toilet, used as a portable self-contained commode or shower chair.
- Height adjustable with padded flip-back armrests
- Easy to empty commode bucket
- Durable and easy-to-clean padded seat
- Adjustable Back upholstery for added comfort
- Seat opening allows for unobstructed access to the perineal area for easy and effective cleansing.
- Swing-away detachable footrests with height and angle adjustments.
- Chest and waist strap

[Shop Now](#)



Bariatric Aluminum Rehab Shower Commode Chair

Item # NRS185008

- Simply and quickly adjust the height
- Padded flip-back armrests
- Easy to empty commode bucket to reduce splashes and spills
- 5" locking casters allow for extra security when the unit is not in motion
- Easy-to-clean padded seat and backrest.
- Seat opening allows for unobstructed access to the perineal area for easy and effective cleansing
- Swing-away detachable footrests with height and angle adjustments.
- Simple, tool-free assembly

[Shop Now](#)



Commodes

Bariatric Folding Commode

Item # 11117N-1

- Tool-free assembly in 3 easy steps
- Width Between Legs: 29.25"
- Easily opens and folds for storage and transportation
- Durable plastic 16 ½" deep snap-on seat with lid
- Plastic armrests for added comfort
- Removable tool-free back
- Comes complete with 12 qt commode bucket with carry handle, cover and splash shield
- Made using recycled materials

[Shop Now](#)



Deluxe Bariatric Drop-Arm Commode

Item # 11135-1

- Durable, heavy-duty, gray powder-coated steel tubing is sturdy and easy-to-maintain
- Large, durable snap-on seat
- Easy-to-release arm mechanism allows for safe lateral patient transfers to and from commode
- Padded armrests provide comfort and stability
- Comes complete with 12 qt commode bucket and cover that removes from front
- Pail easily slides in from the front of the commode
- Made using recycled materials

[Shop Now](#)



Commodes

Upholstered Drop Arm Wheeled Commode

Item # 11120SV-1F

- Simple, tool-free assembly
- Fully knock-down for easy storage and transport
- Drop-arms allow for easier lateral transfers
- Swing-away detachable footrests
- Collection pan included secures underneath the seat and can be easily removed from the backside of the unit
- Comfortable, wide backrest
- Durable and easy-to-clean padded vinyl seat cover



[Shop Now](#)

Super Absorbent Commode Pail Liners

Item # RTL12095

Item # RTL12095-DIS2

Sample Box

- Holds up to 2 quarts or 64 ounces of liquids
- Avoid spills and splashes
- Commode liner can be used for multiple uses
- Equipped with a super absorbent powder which soaks up bodily waste (up to 64 oz) within seconds
- Prevents the soiling/contamination of commode pails and reduces unpleasant odors
- Safe and secure collection, tie handle for quick and easy transport and disposal of contaminated bodily fluids
- Includes 7 liners per box, and 6 boxes per case

[Shop Now](#)



Commodes

Folding Steel Commode Combo with 7 Pack Super Absorbent Commode Liners

Item # 11148-PKG-1

- Includes RTL12095 7ct Commode Liners
- Easily opens and folds
- Folds flat for convenient storage and transportation
- Durable plastic snap on seat and lid
- Comes complete with 7.5 qt commode bucket, cover and splash shield
- Grey powder coated steel welded construction
- increases strength and durability
- Plastic arms for added comfort
- Piggy back label supplied on product hangtag
- Made using recycled materials

[Shop Now](#)



Splash Guard

Item # 11107

- Prevents splashing when commode is used over existing toilet
- Made using recycled materials

[Shop Now](#)



7.5 Quart Commode Bucket

Item # 11124

- Made using recycled materials

[Shop Now](#)



Commode Bucket with Handle and Lid, 7.5qt

Item #11106

- Made using recycled materials

[Shop Now](#)



Commode Bucket with Handle and Lid, 12qt

Item # 11108

- Made using recycled materials
- With Handle And Cover / 12 Quart
- For use with Drive Commodes 11114KD, 11125PSKD, 11130, 11135, 11105N, 11117N

[Shop Now](#)



Bariatric Commode Bucket and Cover

Item # 11109

- Made using recycled materials

[Shop Now](#)





CORPORATE OFFICE 🏠 99 Seaview Blvd., Port Washington, NY 11050 📞 877-374-8763 🌐 www.drivemedical.com
CANADA OFFICE 🏠 256 Aviva Park Drive, Vaughan, Ontario Canada L4L 9C7 📞 866-752-1363

©2025 Medical Depot, Inc. dba Drive DeVilbiss Healthcare, 99 Seaview Boulevard, Port Washington, NY 11050. All trademarks used in association with the sale of products of Drive DeVilbiss are trademarks owned by Medical Depot, Inc. All other trademarks, trade names, service marks and logos referenced herein belong to their respective companies. Refer to product instruction guide for warranty details.

Ask us about our NEW Product!

aerofly™



Ultra-lightweight yet ultra-capable, the AeroFly™ Ultra-Lite Wheelchair is engineered for users who live life on the move. With a sleek, modern design and a frame that weighs just 13.3 lb.*, it's among the lightest wheelchairs in its class. It's competitively priced and incredibly easy to ship, store, and deliver.

Item #	Description	UPC	UOM
AF18FDABK-SF	AeroFly Ultra-Lite Wheelchair, Black	822383030135	1/ea
AF18FDAGY-SF	AeroFly Ultra-Lite Wheelchair, Gray	822383030142	1/ea

Product Specs

Frame Material	Magnesium Alloy
Frame Weight (w/o rear wheels and anti-tippers)	13.3 lb.
Product Weight (includes rear wheels)	19 lb.
Seat Dimensions	18" (L) x 16" (W)
Seat-to-Floor Height	19"
Weight Capacity	250 lb.
Warranty	Limited Lifetime

Accessories




Carrying Bag
Item #AFCARRYBAG



Cup Holder
Item #STDS1040S



Gray Cushions
Item #AEROFly-06-18 (Back)
Item #AEROFly-28-18 (Seat)



Orange Cushions
Item #AEROFly-03-18 (Back)
Item #AEROFly-25-18 (Seat)

Effortless Patient Adoption

Offers stress-free portability your customers will love thanks to lightweight yet durable magnesium alloy construction, fold-down backrest, quick-release rear wheels, and built-in carry handles.

Fully Equipped to Keep Customers Safer

Safety comes standard with included wheeled anti-tippers, plus a dual braking system, treaded tires for improved traction and stability, and European-style footrests with integrated heel loops to keep feet secure.

Protects Your Margins

Competitively priced against similarly equipped ultra-lightweight wheelchairs to maximize your returns with MAP pricing to ensure you won't be undercut.

Stands Out to Sell More

Differentiate your offerings and draw customers to your showroom with the sleek and stylish patent-pending frame design in a choice of two premium finishes.

*Transport weight – excludes rear wheels, anti-tippers, and footrests. Total product weight is 19 lbs with rear wheels attached.



2025

Beds Catalog

Enhancing quality
of life is our
driving force



Comfort and Safety at Home

At Drive DeVilbiss Healthcare, we understand the importance of convalescing at home—but we also know that a truly effective homecare bed must meet many different requirements and needs. That's why our innovative homecare beds are thoughtfully designed with an array of functions to support individuals throughout many stages of life. Whether you're looking for a manual bed, an electric bed, or something in between, our beds feature enhanced adjustability and can be configured in various ways to provide dependable comfort and support for your loved ones. Explore our trusted homecare beds below.



Competitor II Manual Height Adjustable Bed



Item #	Product Description
15561	Manual Bed
15561FR	With Full-Length Side Rails (#155161FRAIL)
15561HR	With Half Rails (#155161HRAIL)
15561FR-PKG	With Full-Length Side Rails (#155161FRAIL) and 80" Innerspring Mattress (#15006)
15561FR-PKG-FM	With Full-Length Side Rails (#155161FRAIL) and 80" Fiber Core Mattress (#15007)
15561HR-PKG	With Half Rails (#155161HRAIL) and 80" Innerspring Mattress (#15006)
15561HR-PKG-FM	With Half Rails (#155161HRAIL) and 80" Fiber Core Mattress (#15007)

- Large glow in the dark hand pendant has easy-to-use controls for adjusting head and foot deck sections to comfortable positions built in battery backup and power indicator light. NEW Lock out feature can be used to prevent accidental actuation of head or foot adjustment
- In the event of a power failure, a 9 volt battery (not included) located in the hand pendant can lower the head and foot sections to a horizontal position. Two additional Batteries can be installed into the motor housing to increase adjustment speed and extend battery life. No crank needed
- Slat Deck provides strength, no-sag mattress support, no links to connect, easy to clean
- Patient weight capacity is 350 lbs. Total weight capacity 450 lbs. evenly distributed. Includes occupant, mattress, side rails, trapeze, accessories, personal affects, etc.
- Ultra light head and foot frame weigh only 41 lbs. each making one person transport and assembly easy
- #15561 Competitor II Manual Hgt Adj. Bed frame only, casters optional
- Full and Half Rails meet IEC Entrapment guidelines when used on the #15561/15571 beds and are backward compatible for use with the #15560 & 15570 Competitor beds
- Product Safety Standards: Meets IEC 60601-2-52 60601-1 60601-1-2 60601-1-11



Shop Now

Competitor II Semi Electric Height Adjustable Bed



Item #	Product Description
15571	Semi-Electric Bed
15571FR	With Full-Length Side Rails (#155161FRAIL)
15571FR-PKG	With Full-Length Side Rails (#155161FRAIL) and 80" Innerspring Mattress (#15006)
15571FR-PKG-FM	With Full-Length Side Rails (#155161FRAIL) and 80" Fiber Core Mattress (#15007)
15571FR-PKG-TM	With Full-Length Side Rails (#155161FRAIL) and 80" Therapeutic Support Mattress (#15019)
15571HR	With Half Rails (#155161HRAIL)
15571HR-PKG	With Half Rails (#155161HRAIL)and 80" Innerspring Mattress (#15006)
15571HR-PKG-FM	With Half Rails (#155161HRAIL) and 80" Fiber Core Mattress (item #15007)
15571HR-PKG-TM	With Half Rails (#155161HRAIL) and 80" Therapeutic Support Mattress (item #15019)

- Hand Crank adjustable bed height features a NEW positive fit hexagonal crank connection making it easy to raise and lower bed height for patient comfort, ease of entry/egress and patient care accessibility
- Large glow in the dark hand pendant has easy-to-use controls for adjusting head and foot deck sections to comfortable positions built in battery backup and power indicator light. NEW Lock out feature can be used to prevent accidental actuation of head or foot adjustment
- In the event of a power failure, a 9 volt battery (not included) located in the hand pendant can lower the head and foot sections to a horizontal position. Two additional Batteries can be installed into the motor housing to increase adjustment speed and extend battery life. No crank needed
- Slat Deck provides strength, no-sag mattress support, no links to connect, easy to clean
- Patient weight capacity is 350 lbs. Total weight capacity 450 lbs. evenly distributed. Includes occupant, mattress, side rails, trapeze, accessories, personal affects, etc.
- Ultra light head and foot frame weigh only 41 lbs. each making one person transport and assembly easy
- Competitor II Crank Hi/Lo Hgt Adj. Bed frame only with casters
- Full and Half Rails meet IEC Entrapment guidelines when used on the #15561/15571 beds and are backward compatible for use with the #15560 & 15570 Competitor beds
- Product Safety Standards: Meets IEC 60601-2-52 60601-1 60601-1-2 60601-1-11



Shop Now

Multi-Height Manual Bed



Item #	Product Description
15003P	Manual Bed
15003P-FR	With Full-Length Side Rails (#15201ABV)
15003P-HRPKG-TS	With Half Rails (#15201BV) and 80" Therapeutic Support Mattress (#15019)

- Convenient fold down hand cranks at the foot end for Foot, Head and overall bed height adjustment
- Easy to set up, bed ships in two cartons, shaft stores under frame when unassembled
- Head/foot adjustment provide anatomically correct sleep surface
- Reinforced channel frame construction offers superior strength, resists twisting and reduced weight
- Long lasting Zinc-coated spring deck for Pt comfort
- Heavy Duty bed ends with durable HD Polyethylene Molded Bed End covers are attractive, easy-to-maintain
- Satisfies applicable FDA entrapment guidelines
- Patient weight Capacity 350 lbs. (158kg). Total Weight Capacity 450 lbs. (204kg)
- Half rails and full rails available in packages (PKG) or sold separately



Shop Now

Semi-Electric Bed (Single Crank)



Item #	Product Description
15004P	Semi-Electric Bed
15004P-FR	With Full-Length Side Rails (#15001ABV)
15004P-HR	With Half Rails (#15201BV)
15004P-HRPKG-TS	With Half Rails (#15201BV) and 80" Innerspring Mattress (#15006)

- Quiet, smooth operation, Head/Foot section adjusts electronically, Height adjusts manually
- Easy-to-transport and set up, Bed ships in two cartons
- Shaft stores under frame when unassembled
- Channel frame construction provides superior strength and reduced weight
- Reinforced frame resists twisting and bending.
- Long Lasting Zinc-coated spring deck for Pt comfort
- Heavy Duty bed ends with durable HD Polyethylene Molded Bed End covers are attractive, easy-to-maintain
- Clip-on pendant mounts on bed rail, operate Head and Foot section simultaneously
- Half rails and full rails available in packages (PKG) or sold separately
- Satisfies applicable FDA entrapment guidelines
- Extension kit available (model #15005EXTKIT-L) extends length from 80" to 84"
- Patient weight Capacity 350 lbs. (158kg). Total Weight Capacity 450 lbs. (204kg)
- Motor is UL Approved, Bed is manufactured in ISO9001 & ISO13485 facility



[Shop Now](#)

Delta® Ultra- Light 1000, Semi-Electric Bed



Item #	Product Description
15030	Ultra-Light Semi-Electric Bed
15030BV-FR	With Full-Length Side Rails (#15001ABV)
15030BV-HR	With Half Rails (#15201BV)
15030BV-PKG	With Full-Length Side Rails (#15001ABV) and 80" Innerspring Mattress (#15006)
15030BV-PKG-T	With Full-Length Side Rails (#15001ABV) and 80" Therapeutic Support Mattress (#15019)
15030BV-PKG-1-T	With Full-Length Side Rails (#15001ABV) and 80" Fiber Core Mattress (#15007)
15030BV-PKG-11	With Full-Length Side Rails (#15001ABV) and 80" Quick-N-Easy Mattress (#15076)
15030BV-PKG-2	With Half Rails (#15201BV) and 80" Innerspring Mattress (#15006)
15030BV-PKG-1	With Half Rails (#15201BV) and 80" Therapeutic Support Mattress (#15019)
15030BV-PKG-4	With Half Rails (#15201BV) and 80" Fiber Core Mattress (item #15007)
15030BV-PKG-12	With Half Rails (#15201BV) and 80" Quick-N-Easy Mattress (#15076)

- The transition box mounted on the foot section is key to interchangeability
- The transition box allows you to change the rotation of the high/low shaft
- Headboard is taller than footboard to better fit home decor
- The wood grain panels are break and scratch resistant
- Foot section weighs 50% less than conventional foot sections to make deliveries safe and easy
- Once installed, the high/low shaft will stay with the bed to eliminate loss or forgetting on future installations
- Labels and color-coded springs assure accurate installation of side rails for patient safety
- Unique motor is completely self-contained to reduce weight and noise
- The motor assembly can be installed and removed with patient in bed
- Bed, side rails and mattress safety-tested by SGS, a nationally recognized testing facility
- Satisfies all applicable FDA entrapment guidelines
- The motor is UL approved
- In the event of a power failure, a 9 volt battery can lower the head and foot sections nine times
- No crank needed
- New and improved hand pendant has large, easy-to-use controls
- Channel frame construction provides superior strength and reduced weight
- Zinc-coated spring deck
- Extension kit available (model #15030EXTKIT) extends length from 80" to 84"
- Patent Pending



[Shop Now](#)

Delta® Ultra-Light 1000, Full-Electric Bed



Item #	Product Description
15033	Ultra-Light Full-Electric Bed
15033BV-FR	With Full-Length Side Rails (#15001ABV)
15033BV-HR	With Half Rails (#15201BV)
15033BV-PKG	With Full-Length Side Rails (#15001ABV) and 80" Innerspring Mattress (#15006)
15033BV-PKG-T	With Full-Length Side Rails (#15001ABV) 80" Therapeutic Support Mattress (#15019)
15033BV-PKG-11	With Full-Length Side Rails (#15001ABV) and 80" Quick-N-Easy Mattress (#15076)
15033BV-PKG-2	With Full-Length Side Rails (#15001ABV) and 80" Fiber Core Mattress (item #15007)
15033BV-PKG-1	With Half Rails (#15201BV) and 80" Innerspring Mattress (#15006)
15033BV-PKG-1-T	With Half Rails (#15201BV) and 80" Therapeutic Support Mattress (#15019)
15033BV-PKG-12	With Half Rails (#15201BV) and 80" Quick-N-Easy Mattress (#15076)
15033BV-PKG-4	With Half Rails (#15201BV) and 80" Fiber Core Mattress (item #15007)

- The transition box mounted on the foot section is key to interchangeability
- The transition box allows you to change the rotation of the high/low shaft
- Headboard is taller than footboard to better fit home decor
- The wood grain panels are break and scratch resistant
- Foot section weighs 50% less than conventional foot sections to make deliveries safe and easy
- Once installed, the high/low shaft will stay with the bed to eliminate loss or forgetting on future installations
- Labels and color-coded springs assure accurate installation of side rails for patient safety
- Unique motor is completely self-contained to reduce weight and noise
- The motor assembly can be installed and removed with patient in bed
- Bed, side rails and mattress safety-tested by SGS, a nationally recognized testing facility Satisfies all applicable FDA entrapment guidelines
- The motor is UL approved
- In the event of a power failure, a 9 volt battery, located in the hand control, can lower the head and foot sections nine times No crank needed
- New and improved hand pendant has large, easy-to-use controls
- Bed ships in two cartons
- Channel frame construction provides superior strength and reduced weight
- Zinc-coated spring deck
- Extension kit available (model #15030EXTKIT) extends length from 80" to 84"
- Patent Pending



[Shop Now](#)

Delta® Ultra-Light 1000 Full-Electric Low Bed



Item #	Product Description
15235	Ultra-Light Full-Electric Low Bed
15235BV-FR	With Full-Length Side Rails (#15001ABV)
15235BV-HR	With Half Rails (#15201BV)
15235BV-PKG	With Full-Length Side Rails (#15001ABV) and 80" Innerspring Mattress (#15006)
15235BV-PKG-T	With Full-Length Side Rails (#15001ABV) and 80" Therapeutic Support Mattress (#15019)
15235BV-PKG-I	With Half Rails (#15201BV) and 80" Innerspring Mattress (#15006)
15235BV-PKG-I-T	With Half Rails (#15201BV) and 80" Therapeutic Support Mattress (#15019)

- The transition box mounted on the foot section is key to interchangeability
- The transition box allows you to change the rotation of the high/low shaft
- Headboard is taller than footboard to better fit home decor
- The wood grain panels are break and scratch resistant
- Once installed, the high/low shaft will stay with the bed to eliminate loss or forgetting on future installations
- Labels and color-coded springs assure accurate installation of side rails for patient safety Unique motor is completely self-contained to reduce weight and noise
- 9 ½" to 23 ½" deck height
- Top mounted Hi/Lo crank accessibility
- Height-adjustable motor comes pre-installed on the foot section
- Caster easily moves from standard to low bed position
- The motor assembly can be installed and removed with patient in bed
- Bed, side rails and mattress safety-tested by SGS, a nationally recognized testing facility Satisfies all applicable FDA entrapment guidelines
- The motor is UL approved
- In the event of a power failure, a 9 volt battery can lower the head and foot sections nine times
- New and improved hand pendant has large, easy-to-use controls
- Hand crank located on the top of the footboard prevents bending for the caregiver when in the low position
- Channel frame construction provides superior strength and reduced weight
- Zinc-coated spring deck
- Extension kit available (model #15030EXTKIT) extends length from 80" to 84"
- Patent Pending



Shop Now

Delta® Pro Homecare Bed System



Item #	Product Description
15003PN	Manual Bed - Standard Height
15004PN	Linear Semi Electric - Standard Height
15005LPN	Linear Full Electric- Low Height
15030N	Semi Electric - Standard Height
15033NC	Full Electric - Standard Height
15235N	Full Electric - Low Height

- This unique bed is designed to fit your needs offering a universal frame capable of configuring up to 6 different bed designs. Looking for a semi-electric bed? Full electric? Low bed? You can have them all with 1 universal frame system - the Delta Pro Bed by Drive.
- Patent pending Universal Frame can configure with various component to create up to SIX unique bed configurations offering more homecare bed options without the need to store more beds!
- Assists with inventory constraints by offering 1 homecare bed system that can transform to suit multiple needs using color coded component options
- Product Safety & Performance Standards: Meets IEC 60601-2-52; 60601-1; 60601-1-2; 60601-1-11
- Choose between semi-electric and full electric motor options to provide head, foot, and height adjustability of bed frame as needed (excludes 15003PN, manual crank homecare bed system)
- Ultra lightweight head and foot frames easy to set up with no links to connect and no tools required
- Square tube steel frame slat deck provides durable strength, no-sag mattress support, and is easy to clean
- HD Polyethylene molded bed ends are attractive, labeled for proper assembly, and easy to clean and maintain
- Bed End safety lock slides over hanger pins to prevent disengaging from bed ends
- UL approved motor is self contained for reduced weight and noise and can be easily installed and removed with patient in bed (excludes 15003PN)
- Reduce service calls with large glow in the dark hand pendant that is easy-to-use for adjusting head and foot deck sections; built in battery backup and LED indicators for power and lockout included (excludes 15003PN)
- Power failure protection available on dual style motors via a 9-volt battery (not included) located in the hand pendant which can return the frame to a horizontal position. Manual cranks included for all styles (excludes 15003PN, no electrical components means independent of electrical power availability)
- Frame includes mounted retractable full rail receiver brackets to eliminate cross braces ensuring proper placement and reducing equipment loss
- Half (15561HRAIL) and full (15561FRAIL) rails are available, sold seperately, and meet FDA entrapment guidelines as well as ASTM standards



Shop Now

Drive Full Electric Low Height Bed



Item #	Product Description
15005LP	Full-Electric Bed
15005LP-FR	With Full-Length Side Rails (#15001ABV)
15005LP-HR	With Half Rails (#15201BV)
15005LP-FRPKG	With Full-Length Side Rails (#15001ABV) and 80" Innerspring Mattress (#15006)
15005LP-FRPKG-TS	With Full-Length Side Rails (#15001ABV) and 80" Therapeutic Support Mattress (#15019)
15005LP-HRPKG	With Half Rails (#15201BV) and 80" Innerspring Mattress (#15006)
15005LP-HRPKG-TS	With Half Rails (#15201BV) and 80" Therapeutic Support Mattress (#15019)

- Roll at any Height: 14.81" (376mm) to 22.83" (580 mm) deck height
- Roll at Low Height: 11.81 (300 mm) to 19.83" (504mm) deck height
- Height-adjustment and Head/Foot deck motors come pre-installed on the foot section
- In the event of power failure, top mounted Hi/Lo crank accessibility and manual crank motor override of sleep surface adjustments
- Easy-to-transport and set up, Bed ships in two cartons
- Channel frame construction provides superior strength and reduced weight
- Reinforced frame resists twisting and bending
- Long lasting Zinc-coated spring deck for Patient comfort
- Heavy-duty bed ends with durable HD Polyethylene Molded Bed End covers are easy-to-maintain
- Headboard is taller than footboard to blend with home decor
- Labels and color-coded springs help ensure accurate installation of side rails for patient safety
- High performance workhorse muscle of the 3-motor power plant is an industry standard
- Motor is UL Approved, Bed is manufactured in ISO9001 &
- Satisfies applicable FDA entrapment guidelines
- Extension kit available (model #15005EXTKIT-L) extends length from 80" to 84"
- Auto-Contour raises the head and foot of bed simultaneously to help prevent lower back and sacral shearing induced pressure injuries, eliminating an extra step for caregivers and residents without the need to remember FOB elevations before HOB
- Auto-contour may help prevent sacral shearing wounds by simultaneously elevating the head and foot bed sections so there's no sliding during position changes
- Only homecare beds boasting auto-contour which allows patients to stay comfortably in place while being better positioned for reading, watching television, or talking to staff and visitors



Shop Now

Solite Pro Homecare Bed Package



Item

15006LP

- The Solite Pro from Drive DeVilbiss Healthcare is a fully electrical profiled homecare bed that offers smooth, quiet operation and versatile positioning for maximum patient comfort. The Solite Pro can nest within itself and comes standard with a built-in transport stand for storage and easy transport. Additional features include a tool-free built-in leg extension extending from 80" to 84", knee break function, and improved actuators in the variable height mechanism that add to the strength of the bed, all while retaining an attractive, domestic look and feel.
- Redesigned platform for improved patient comfort when profiling
- Individual sections strengthened for extended performance and reliability
- Improved integral leg extension with safety features to prevent entrapment
- Improved auto-regressing backrest prevents pinching in the sacral area
- All individual sections of the bed weigh less than 55 lbs. (25 kg) for easier assembly
- Four braked castors for maneuverability and safety
- Easy-use handset controls all functions and includes lockout function
- Transport stand included
- Optional integral full-length side rails for safety and ease of use (item #: 15006LEXRAIL)
- Additional optional accessories sold separately include grab handles in two height options, standard (item #: 15006LPSTDRAIL) and short (item #: 15006LSHRTRAIL)
- Rail accessories meet FDA and ASTM entrapment guidelines and standards



[Shop Now](#)

Lightweight Bariatric Homecare Bed



Item #	Product Description
15300LW	42" W x 80" L
15300LW-HR	42" W x 80" L with Half Rails (15021BV-LW)
15302LW	48" W x 80" L
15300LW-HR	48" W x 80" L with Half Rails (15021BV-LW)
15303LW	53" W x 80" L
15303LW-HR	53" W x 80" L with Half Rails (15021BV-LW)

- Drive is leading the way in Homecare beds by introducing the next generation of Bariatric support. Introducing Drive DeVilbiss' new Lightweight Bariatric Beds. With frames upto 100 lbs lighter than most current Bariatric offerings, these beds are easy to maneuver, transport and assemble. Without compromising strength, these durable lightweight frames have been tested and verified to maintain the same safe working **load capacity of up to 1000 lbs! (Weight capacity varies by size)**. Available in 42", 48" and 54" widths gives patients the space they need to recover and providers the ability to deliver and assemble with ease
- Lightweight frame design offers providers easier and more managable bed deliveries and assemblies
- Allows for additional space for patient comfort and recovery as well as caregiver efficiency
- Product Safety & Performance Standards: Meets IEC 60601-2-52; 60601-1; 60601-1-2; 60601-1-11
- Full electric bariatric homecare bed with dual motor assembly for head and frame adjustability
- Ultra lightweight frame is easily set up by 1 individual; no links to connect and no tools required
- Square tube steel frame slat deck provides durable strength, no-sag mattress support, and is easy to clean
- Scratch resistant wood grain panel bed ends include hi lo motors for frame height adjustability
- UL approved motor is self contained for reduced weight and noise and can be easily installed and removed with patient in bed
- Reduce service calls with large glow in the dark hand pendant that is easy-to-use for adjustments; LED indicators available for power and lockout included
- Battery Back up accessory available (#15302LWB) and sold seperately
- Rail accessories meet FDA and ASTM entrapment guidelines and standards



Shop Now

Standard Telescoping Full-Length Side Rail, Brown-Vein Finish

Item

15001ABV

- Attractive brown-vein finish
- Constructed of 1" steel
- Telescopes with movement of bed
- Easily adjusts up or down with spring-loaded release
- Spring-loaded crossbars are easy-to-install and remove

[Shop Now](#)

Half-Length Bed Rail Bariatric Lightweight Beds

Item

15021BV-LW

- Durable steel construction in rich brown finish offers attractive and easy-to-maintain homecare style
- Easy to install half Rail designed specifically for Lightweight Bariatric Homecare Bed series
- Product Safety & Performance Standards: Incompliance with FDA Hospital Bed System Dimensional Assessment Guidance to Reduce Entrapment as well as CPSC ASTM standards
- Ideal for maximum protection and support when bed is elevated

[Shop Now](#)

Full-Length Bed Rail, For Use with Competitor II and Delta Pro

Item

15561FRAIL

- For use with Competitor II and Delta Pro Homecare Bed Systems
- Ideal for protection when bed is elevated
- Chrome finish on second and fifth bar allows for scratch-proof movement of adjustment bracket
- Attractive brown-vein finish is easy to maintain and less institutional looking
- Half rail was designed to comply as part of the FDA Hospital Bed System Dimensional and Assessment Guidance to Reduce Entrapment
- Constructed of 1" steel

[Shop Now](#)

Half-Length Bed Rail, For Use with Competitor II and Delta Pro

Item

15561HRAIL

- For use with Competitor II and Delta Pro Homecare Bed Systems
- Ideal for protection when bed is elevated
- Chrome finish on second and fifth bar allows for scratch-proof movement of adjustment bracket
- Attractive brown-vein finish is easy to maintain and less institutional looking
- Half rail was designed to comply as part of the FDA Hospital Bed System Dimensional and Assessment Guidance to Reduce Entrapment
- Constructed of 1" steel

[Shop Now](#)

Half-Length Bed Rails

Item #

15201BV

- Unique design prevents individuals from being lodged between bars
- Ideal for maximum protection when bed is elevated
- Fits most hospital beds with steel frame
- Attractive brown-vein finish is easy-to-maintain and less institutional looking
- Constructed of 1" steel
- Not for use with "Pan-Style" bed surface
- Easy-to-install

Shop Now



Innerspring Mattress

Item #

Product Description

15006 36" W x 80" L - Standard

15006EF 36" W x 80" L - Extra Firm

15014 36" W x 84" L x 6" H

- High quality innerspring design
- The unit has a 1" high-density, firm, combustion-modified fiber topper on each side
- Multi-layered with two 1" high-density, firm, combustion modified fiber toppers on the top and one 1" high density, firm, combustion-modified fiber topper on the bottom (15006EF only)
- Vinyl cover is waterproof and anti-static for easy use and care

Shop Now



Cellulose Fiber Mattress

Item #	Product Description
15007	36" W x 80" L x 6" H

- 12 oz thermal-bonded polyester fiber
- Two-sided
- Inverted seam with zipper cover
- Fluid proof
- Non-allergenic
- Easy cleaning with mild soap and water

[Shop Now](#)

Ortho-Coil™ Super Firm Support Innerspring Mattress

Item #	Product Description
3637-2OC	36" W x 80" L x 6" H

- Super-firm innerspring mattress provides ultimate support and comfort
- The two polyester fiber pads on the top and bottom of the mattress are perfect for heavier patients
- The Masongard vinyl cover is waterproof

[Shop Now](#)

Bariatric Foam Mattresses

Item #	Product Description
15301	42" W x 80" L x 6.5" H
15301-84	42" W x 84" L x 6.5" H
15310	48" W x 80" L x 6.5" H
15310-84	48" W x 84" L x 6.5" H
15312	54" W x 80" L x 6.5" H

- Nylon top cover is fluid-resistant and easy to clean for extended life and service
- Vinyl bottom is waterproof
- Fire Retardant: Mattress meets the requirements of 16 CFR Part 1632 –Standard for the Flammability of Mattresses and Mattress Pads and 16 CFR Part 1633 (Federal Flammability (open flame) standard for mattress sets) when used without a foundation
- High-Density foam mattress for the bariatric patient
- Solid foam inner core provides comfort, support and durability in a one-piece construction
- Latex free

Shop Now



Mattress Covers

Item #	Product Description
15010	36" W x 80" L - Contoured
15011	36" W x 80" L - Zippered
15034	42" W x 80" L - Bariatric, Zippered

- Designed to keep mattress clean, and protected from dust, incontinency, odors and stains
- Made of water-proof, non-allergenic vinyl
- Available in zippered and contoured designs

Shop Now



Clear Plastic Mattress Transport Bag

Item #

3870N

- 2.1.6 MIL Clear Plastic Mattress Cover Storage Bag
36.5" x 90" x 7" in rolls of 100

[Shop Now](#)

Bed Extension Kit

Item #

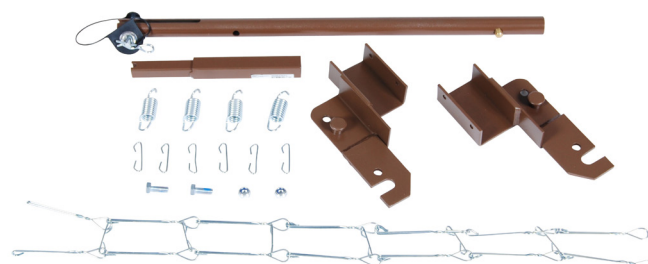
15030EXTKIT
15005EXTKIT-L

For Use With

15030 | 15033 | 15230 | 15235 Beds

15004P | 15005LP Beds

- Adds 4" to length of bed
- Easy-to-install

[Shop Now](#)

Compet II 4" Extension

Item #
15561EXT

- An extension kit that attaches to the bed deck and extends the Competitor bed 4" longer for patients

Shop Now



Foam Side Rail Bumper Pads

Item #	Product Description
M3800-36	14" W x 36" L x 1.5" H
M3800-48	14" W x 48" L x 1.5" H
M3800-72	14" W x 72" L x 1.5" H

- Side-rail bumper pads are made with high-density foam to create a safe environment for patients
- Each pair comes complete with a fluid-resistant
- Vinyl cover with hook and loop fastener straps to secure to side rail

Shop Now



Mattress Extender with Vinyl Cover

Item #	Product Description
3835-4	35"W x 4"L x 6"H

- Mattress gap extender fill gaps between mattress and footboard/headboard
- Foam gap filler can cover 4" inch gap
- Durable Vinyl covering is easy to wipe clean as needed

[Shop Now](#)

Bed Transporter

Item #	For Use With
15060	15003 15004 15005 15230 15235 15030 15033

- Helps caregivers easily move their patients' beds throughout their facilities. This is used for the 15003, 15004, 15005, 15230, 15235, 15030, and 15033 beds

[Shop Now](#)

Bedding in a Box

Item

15030HBC

- The Bedding in a Box set is perfect for use with most standard manual, semi-electric and full electric beds
- Set contains 1 pillow case, 1 fitted sheet, 1 cover sheet and 1 blanket that are ideal for standard and hospital homecare beds Fitted sheet measures 36" x 80" x 5" - 6"
- Sheets are made of a high quality cotton and polyester blend Blanket is 100% cotton
- All components are machine washable

[Shop Now](#)

Hospital Bed Linen Kit

Item

15030HBL

- The Fitted Sheet is perfect for use with most standard manual, semi-electric and full electric beds
- Contains 2 fitted sheets that are ideal for standard hospital and homecare beds Fitted sheet measures 36" x 80" x 5" - 6"
- Sheets are made of a high quality cotton and polyester blend
- All components are machine washabl

[Shop Now](#)

Fitted Sheets Extended

Item #

15030HBL-3684

- Perfect for use with manual, semi-electric and full electric beds
- Contains 2 fitted sheets that are ideal for extended-length or extended-width hospital and homecare beds with 8" thick mattresses
- Sheets are made of a high quality cotton and polyester blend
- All components are machine washable
- No ironing required

[Shop Now](#)





CORPORATE OFFICE 🏠 99 Seaview Blvd., Port Washington, NY 11050 📞 877-374-8763 🌐 www.drivemedical.com
CANADA OFFICE 🏠 256 Aviva Park Drive, Vaughan, Ontario Canada L4L 9C7 📞 866-752-1363

©2025 Medical Depot, Inc. dba Drive DeVilbiss Healthcare, 99 Seaview Boulevard, Port Washington, NY 11050. All trademarks used in association with the sale of products of Drive DeVilbiss are trademarks owned by Medical Depot, Inc. All other trademarks, trade names, service marks and logos referenced herein belong to their respective companies. Refer to product instruction guide for warranty details.

2025

Pressure Catalog

Enhancing quality
of life is our
driving force



drive

 **DeVilbiss®**
HEALTHCARE

Supportive Pressure Relief for Safety & Comfort

When it comes to products and solutions for individuals whose limited mobility puts them at risk of pressure injuries, we know that safety, comfort, and dependability are paramount. Drive DeVilbiss Healthcare has worked with clinical experts to develop effective products to meet the specialized needs and lifestyles of individuals who require dedicated support and care to minimize their risk of pressure injuries. Explore our array of pressure-reducing products, including cushions, pads, and a range of alternating pressure mattresses, and feel secure in the knowledge that you and your loved ones are in good hands with high-quality products from Drive.



Pressure

Premium Guard Gel Overlay

Item #	Product Description
14893	34" W x 76" L x 3.5" H
14901	42" W x 76" L x 3.5" H

- Best in class gel overlay optimizes pressure redistribution and is now available in up to 500 lbs weight capacity
- 15 gel bladders cover entire patient contact area for the prevention and treatment of pressure ulcers
- Full length "head-to-toe" gel bladders minimize "bottoming out" and "pitting"
- New convoluted foam topper vastly improves patient comfort and air circulation
- 4 elastic corner straps secure overlay to mattress
- Urethane coated nylon cover is water resistant and vapor permeable
- Vinyl base is stain resistant and waterproof
- Bladders contain an aqueous non-toxic gel and polystyrene beads to minimize gel migration
- Meets flammability standard TB117

[Shop Now](#)



Med-Aire Alternating Pressure Pump and Pad System

Item #	Product Description
14001E	36" W x 78" L - Variable Pressure
14002E	36" W x 78" L - Fixed Pressure
14001EFD	36" W x 123" L - Variable Pressure

- Quiet pump alternately inflates and deflates 130 individual bubble air cells
- 4 LPM (liters per minute) pump produces consistent air flow and pressure over a 5 minute cycle time and is available fixed or variable
- Variable pressure setting on pump allows for individualized comfort increasing patient compliance
- Durable, heavy gauge, premium vinyl bubble pad provides superior therapeutic treatment and is available with or without end flaps
- Pump has built-in brackets for mounting easily to bed

[Shop Now](#)



Med-Aire Mattress Overlay Replacement

Item #	Product Description
--------	---------------------

14003	Pad Only
14003-EF	With End Flaps

- 36" W x 78" L
- 36" W x 123" L

[Shop Now](#)

Med-Aire Melody Alternating Pressure and Low Air Loss Mattress Replacement System

Item #	Product Description
--------	---------------------

14026	Visual Alarm
14026-A	Visual Plus Audible Alarm

- Designed to prevent, treat and heal pressure ulcers in the home or long term care setting
- Control unit offers 10 minute cycles when alternating and can also be used in static mode
- Adjustable patient weight settings allow for optimal immersion and patient comfort & compliance
- System includes 20 individual air cells to maximize immersion and envelopment with pillow feature for head stability
- 8" deep air cells are easily removed for convenient servicing
- Removable nylon cover is fluid resistant, low shear and vapor permeable
- CPR valve allows for rapid deflation
- Tubing quickly and easily disconnects

[Shop Now](#)

Med-Aire 5" Alternating Pressure and Low Air Loss Overlay System

Item #	Product Description
14025NS	36" W x 80" L x 8" H

- Designed to prevent and treat pressure injuries in the home or long-term care setting, the Med-Aire 5" is an active mattress overlay system featuring 17 individual, 5" deep air cells. The 14025NS can be used on top of any standard foam or innerspring mattress and offers both alternating pressure and low air loss therapy to optimize pressure redistribution, shear and friction reduction, and microclimate control. The easy to use and intuitive control unit also offers a static feature and adjustable patient weight settings for optimal immersion, comfort, and compliance.
- Active mattress overlay system provides both alternating pressure and low air loss to optimize pressure redistribution, shear/friction reduction, and microclimate control
- Designed to prevent, treat and heal pressure injuries in the home or long term care setting
- Control unit offers 10 minute cycles when alternating and can also be used in static mode
- Adjustable patient weight settings allow for optimal immersion and patient comfort & compliance
- Visual alarm alerts when air pressure is low
- System includes 17 individual air cells to maximize immersion and envelopment
- Pillow feature maintains the 3 air cells at the head of the bed in static mode for head stability & patient comfort
- 5" deep air cells are easily removed for convenient servicing
- Removable Nylon cover is fluid resistant, low shear and vapor permeable helping protect the skin from friction and moisture
- CPR valve allows for rapid deflation
- Tubing quickly and easily disconnects with EZ Lock/Quick Release design



[Shop Now](#)

Med-Aire 8" Alternating Pressure and Low Air Loss Mattress System

Item #	Product Description
14027	36" W x 80" L x 8" H

- Active mattress replacement system provides both alternating pressure and low air loss to optimize pressure redistribution, shear/friction reduction, and microclimate control
- Designed to prevent, treat and heal pressure ulcers in the home or long term care setting
- Control unit offers 10 minute cycles when alternating and can also be used in static mode
- Adjustable patient weight settings allow for optimal immersion and patient comfort & compliance
- Audio and Visual alarm alerts when air pressure is low
- System includes 20 individual air cells to maximize immersion and envelopment with pillow feature for head stability & comfort
- 8" deep air cells are easily removed and replaced with air leakage plugs
- Removable Nylon stretch cover is fluid resistant, low shear and vapor permeable helping protect the skin from friction and moisture
- CPR valve allows for rapid deflation
- Tubing quickly and easily disconnects with EZ Lock/Quick Release design



[Shop Now](#)

Med-Aire Plus 8" Alternating Pressure and Low Air Loss Mattress System

Item #	Product Description
--------	---------------------

14029	36" W x 80" L x 8" H
-------	----------------------

14029-84	36" W x 84" L x 8" H
----------	----------------------

- Active combination therapy system provides both alternating pressure and low air loss to optimize pressure redistribution, shear/friction reduction, and microclimate control
- Designed to prevent, treat and heal pressure ulcers in the home or long term care setting
- Digital control unit offers 4 cycle times and adjustable comfort weight settings for optimal immersion and patient satisfaction
- 3 diagnostic audio and visual alarms alert for issues with air pressure, the system, or power
- System includes 20 individual air cells to maximize immersion and envelopment with pillow feature for head stability & comfort
- Advanced Clinical and Care Giver Features: Auto-Firm, Seat Inflate, microprocessing feedback, lock-out and more!
- Cell-on-cell designed air cells prevent "bottoming out" and provide up to 24 hours of power outage protection
- 8" deep air cells are easily removed with quick disconnects for convenient servicing
- Removable 4 way stretch PU cover is fluid resistant, low shear and vapor permeable helping protect the skin from friction and moisture
- CPR valve allows for rapid deflation
- Tubing quickly and easily disconnects with EZ Lock/Quick Release design



[Shop Now](#)

Med-Aire Plus 8" Alternating Pressure and Low Air Loss Mattress System with 10" Defined Perimeter

Item #	Product Description
14029DP	36"W x 80"L x 10"H

- Active combination therapy system provides both alternating pressure and low air loss to optimize pressure redistribution, shear/friction reduction, and microclimate control
- Designed to prevent, treat and heal pressure ulcers in the home or long term care setting
- Digital control unit offers 4 cycle times and adjustable comfort weight settings for optimal immersion and patient satisfaction
- 3 diagnostic audio and visual alarms alert for issues with air pressure, the system, or power
- 10" deep static perimeter tubing surrounds the length of the mattress preventing patient falls or entrapment
- Pillow feature provides head stability & comfort
- Advanced Clinical and Care Giver Features: Auto-Firm, Seat Inflate, microprocessing feedback, lock-out and more!
- Cell-on-cell designed air cells prevent "bottoming out" and provide up to 24 hours of power outage protection
- 8" deep air cells are easily removed with quick disconnects for convenient servicing
- Removable 4 way stretch PU cover is fluid resistant, low shear and vapor permeable helping protect the skin from friction and moisture
- CPR valve allows for rapid deflation
- Tubing quickly and easily disconnects with EZ Lock/Quick Release design



[Shop Now](#)

Med-Aire Plus 10" Bariatric Alternating Pressure and Low Air Loss Mattress Replacement System

Item #	Product Description
14030	42" W x 80" L x 10" H
14048	48" W x 80" L x 10" H
14054	54" W x 80" L x 10" H
14060	60" W x 80" L x 10" H

- Active combination bariatric therapy system provides both alternating pressure and low air loss to optimize pressure redistribution, shear/friction reduction, and microclimate control
- Designed to prevent, treat and heal all stages of pressure ulcers in the home or long term care setting
- Digital control unit offers 4 cycle times and adjustable comfort weight settings for optimal immersion and patient satisfaction
- 3 diagnostic audio and visual alarms alert for issues with air pressure, the system, or power
- System includes 20 individual air cells to maximize immersion and envelopment with pillow feature for head stability & comfort
- Advanced Clinical and Care Giver Features: Auto-Firm, Seat Inflate, auto-recovery, microprocessing feedback, lock-out and more!
- Cell-on-cell designed air cells prevent "bottoming out" and provide up to 24 hours of power outage protection
- 10" deep air cells are easily removed with quick disconnects for convenient servicing
- Removable quilted Nylon cover is fluid resistant, low shear and vapor permeable helping protect the skin from friction and moisture
- CPR valve allows for rapid deflation
- Tubing quickly and easily disconnects with EZ Lock/Quick Release design



Shop Now

Med-Aire Assure 5" Air + 3" Foam Base Alternating Pressure and Low Air Loss Mattress System

Item #	Product Description
14530	36"W x 80"L x 8"H

- Active mattress replacement system provides both alternating pressure and low air loss to optimize pressure redistribution, shear/friction reduction, and microclimate control
- Designed to prevent, treat and heal pressure ulcers in the home or long term care setting
- Control unit offers 10 minute cycles when alternating and can also be used in static mode
- Adjustable patient weight settings allow for optimal immersion and patient comfort & compliance
- Audio and Visual alarm alerts when air pressure is low
- System includes 17 individual air cells over a 3" foam base for power outage protection
- Pillow feature provides head stability & comfort
- 5" deep air cells are easily removed for convenient servicing
- Removable quilted Nylon cover is fluid resistant, low shear and vapor permeable helping protect the skin from friction and moisture
- CPR valve allows for rapid deflation
- Tubing quickly and easily disconnects with EZ Lock/Quick Release design



[Shop Now](#)

PreserveTech™ Med-Aire Edge Alternating Pressure & Low Air Loss Mattress Replacement System

Item #	Product Description
14360-B	36" W x 80" L x 8" H - Analog
14360-P	36" W x 80" L x 8" H - Digital

- Active mattress replacement system provides both alternating pressure and low air loss to optimize pressure redistribution, shear/friction reduction, and micro-climate control
- Designed to help prevent, treat and heal pressure injuries
- Control unit offers 10-minute cycles when alternating and can also be used in static mode (exclusive to #14360-B)
- Control dial to optimize patient comfort levels by weight (exclusive to #14360-B)
- Advanced digital control unit offers 4 adjustable APM cycle times (10/15/20/25), and adjustable comfort weight settings for optimal immersion & patient satisfaction (exclusive to #14360-P)
- 9 deluxe clinical and care giver features: auto-firm, seat inflate, micro processing feedback, lock-out and more (exclusive to #14360-P)
- Audio and Visual alarm alerts when air pressure is low
- Digital control unit features 3 diagnostic audio and visual alarms to alert for issues with air pressure, the system, or power (exclusive to #14360-P)
- System includes 20 individual air cells to maximize immersion and envelopment and redistribute pressure with pillow feature for head stability and comfort.
- 8" firm foam perimeter for safe ingress and egress (getting into and out of the bed), patient transfers and power outage protection.
- 3" foam base for power outage protection
- 5" deep air cells are easily removed with quick disconnects for convenient servicing
- Removable and machine washable quilted 4-way stretch PreserveTech™ cover is fluid resistant, low shear and vapor permeable
- CPR valve allows for rapid deflation
- Tubing quickly and easily disconnects with EZ Lock/Quick Release design
- 45db decibel level



[Shop Now](#)

PreserveTech™ Harmony "True" Low Air Loss Tri-Therapy System

Item #	Product Description
14200N	36" W x 80" L x 10" H
14200N-42	42" W x 80" L x 10" H

- Designed to prevent, treat and heal pressure injuries in the home or long term care setting.
- Advanced, user friendly high-flow digital control unit offers (4) therapy cycle times ranging from 5 to 20 minutes, and (10) adjustable comfort weight settings for optimal immersion and patient satisfaction.
- High air flow "true" low air loss system wicks away moisture and humidity providing optimal micro-climate control
- Features three diagnostic audible and visual alarms to alert for issues with air pressure, power or the system.
- 20 individual, 8" deep air cells provide optimal patient comfort and pressure redistribution.
- 2" foam base offers protection in the event of a power outage or system failure.
- The cell material, Nylon/TPU blend, provides a specialty surface that conforms to the specific shape of the patient (immersion), minimizing soft tissue distortion, reducing bone and muscle friction.
- Quick cell disconnects offer convenient servicing and auto firm feature inflates air cells in under two minutes for rapid set up and ease of care giving.
- Removable, quilted four way stretch cover is manufactured with an anti-microbial* agent and is fluid resistant, low shear and vapor permeable helping protect the skin
- Built in cable management with (5) side mattress loops to keep cables off the floor, reducing tripping hazards.
- Snap fit buckle allows the system to be compactly wrapped for quick and easy storage within the included perfect fit carry bag
- CPR connector in case of emergency procedures releases the air immediately from the mattress for rapid deflation
- Tubing quickly and easily disconnects with EZ lock/quick release design
- Clinical and caregiver features include pulsation therapy, auto-firm, micro-processing feedback, lock-out and more!



[Shop Now](#)

PreserveTech™ Lateral Rotation System With On Demand Low Air Loss

Item #	Product Description
LS9500N	36" W x 80" L x 10" H

- Active mattress replacement system incorporating the functions of lateral rotation and low air loss to assist with pulmonary blood flow and mucosal drainage aiding in the prevention and treatment of pressure injuries in a single portable system.
- Combination therapy active system incorporates the functions of lateral rotation and low air loss to assist with pulmonary blood flow and mucosal drainage, as well as provide microclimate control to keep the patient cool and dry aiding in the prevention and treatment of pressure injuries in a single complete system.
- Mattress features 20, 8" individual split air cells provide customizable turn and rotation angles for optimal patient comfort and pressure redistribution.
- 2" foam base offers protection in the event of a power outage or system failure.
- 10" high side air bolsters provide fall prevention protection and facilitate safe patient transfers.
- Unique split air cells provide customizable turn time and rotation angles for patient comfort and satisfaction.
- Control unit offers 10 comfort levels, 10,20, 30 & 60 minute adjustable turning cycles and maximum turn angle adjustments.
- Turning modes include combinations of ¼, ½, ¾, and adjustable turning positions up to 40 degrees with left, right, both or none (static) directions.
- Removable quilted four way stretch polyurethane coated cover is manufactured with an anti-microbial* agent and is fluid resistant, low shear and vapor permeable helping protect the skin from friction and moisture.
- Pillow feature provides head stability and comfort.
- CPR connector allows for rapid deflation.
- Tubing quickly and easily disconnects with EZ lock/quick release design.
- Built in side loop cable management system reduces tripping hazards.
- Audio and Visual alarm alerts when air pressure is low.
- Advanced Clinical and Care Giver Features: Auto-Firm, auto-recovery, microprocessing feedback, lock-out and more!



[Shop Now](#)

Balanced Aire Powered Self Adjusting Convertible Mattress

Item #	Product Description
BA9600-NP	35" W x 80" L x 7" H - Non-Powered
BA9600-NP-84	35" W x 84" L x 7" H - Non-Powered
BA9600-P	36" W x 80" L x 7" H - Powered
BA9600-P-84	36" W x 84" L x 7" H - Powered
BA9600-NP-42	42" W x 80" L x 7" H - Non-Powered
BA9600-P-42	42" W x 80" L x 7" H - Powered

- Versatile reactive mattress replacement system with self adjusting air/foam cells provides outstanding pressure redistribution and shear/friction reduction
- Designed to prevent, treat and heal pressure ulcers in the home or long term care setting
- Add an alternating pressure pump and the Balanced Aire easily converts to a dynamic powered system (14005E or BA9600-PUMP)
- 2.5" Hybrid Visco foam top layer provides immersion, premium comfort and heat dissipation
- High density foam perimeter provides firm edge support and facilitates safe patient transfers
- Heel slope redistributes pressure away from vulnerable heels
- Self-adjustment can be open cell or closed cell to meet individual needs
- Self-Adjusting air cells recognize body weight and pressure and adjust to reduce interface pressure and improve patient comfort
- Eight non-circular cylinders prevent "rolling" or "gapping"
- Removable 4 way stretch PU cover is fluid resistant, low shear and vapor permeable helping protect the skin from friction and moisture
- Arrives patient ready easy to deliver, set up and transport
- Foam and cover are antimicrobial, antifungal, and latex free
- Meets flammability standards CFR1632 and CRF1633



[Shop Now](#)

Quick Fill Pump With Adapters

Item

14427QF

- The Quick Fill Pump is designed for fast inflation of pressure prevention air mattresses, ensuring a rapid and efficient setup. It includes four adapters for compatibility with most pressure prevention mattress replacement systems.



[Shop Now](#)

Therapeutic 5 Zone Support Mattress

Item

15019

Product Description

36" W x 80" L

- High quality latex free therapeutic foam mattress provides pressure redistribution and shear/friction reduction
- Deluxe horizontal, cross-cut foam mattress provides comfort, support, and pressure redistribution over 5 therapeutic pressure zones
- Non skid bottom keeps mattress safely in place
- Removable Nylon cover with welded seams is fluid resistant, low shear and vapor permeable helping protect the skin from friction and moisture
- Newly added handles make setup, delivery, and cleaning easier
- Intuitive tie-down straps easily fasten to virtually any bed frame for a secure fit to reduce mattress migration and falls
- Meets flammability standard CFR 1632 and CFR 1633




[Shop Now](#)

Gravity 6 Long Term Care Pressure Redistribution Mattress

Item #	Product Description
15670	36" W x 80" L x 6"

- High quality latex free therapeutic foam mattress provides pressure redistribution and shear/friction reduction
- Intuitive tie-down straps easily fasten to virtually any bed frame for a secure fit to reduce mattress migration and falls
- Full length articulation cuts to extend mattress life cycle and improve conformity to all bed positions
- Newly added handles make setup, delivery, and cleaning easier
- Deluxe horizontal, cross-cut foam mattress provides comfort, support, and pressure redistribution over 5 therapeutic pressure zones
- Better compliance and durability than innerspring mattresses allows for improved patient satisfaction
- Non-skid vinyl bottom cover keeps mattress safely in place
- Heel section is sloped offloading pressure
- Removable multi-stretch cover with welded seams is fluid resistant, low shear and vapor permeable helping protect the skin
- Softer and longer-lasting durable cover tolerates disinfectant cleaning supporting infection control, refer to user manual for suggested disinfectants
- Meets flammability standard CFR 1632 and CFR 1633




[Shop Now](#)

Gravity 7 Long Term Care Pressure Redistribution Mattress

Item #	Product Description
15770	36" W x 80" L x 6" H - Without Raised Rails
15777	36" W x 80" L x 6" H - With Raised Rails
15784	36" W x 84" L x 6" H - Without Raised Rails
15785	36" W x 84" L x 6" H - With Raised Rails
15876	36" W x 76" L x 6" H - Without Raised Rails
15877	36" W x 76" L x 6" H - With Raised Rails

- Therapeutic die-cut foam spans the full width for maximum patient contact
- Drive's most popular therapeutic foam mattress maximizes value and comfort with 3 full layers of latex free foam
- Full length articulation cuts to extend mattress life cycle and improve conformity to all bed positions
- Bottom layer provides full length horizontally scored articulation cuts extending the durability and life of the mattress
- High-density foam perimeters remain beneath for safe patient transfers
- Available with or without raised side rails
- Visco foam heel section offloads pressure from vulnerable heels
- Removable multi-stretch cover with welded seems is fluid resistant, low shear and vapor permeable helping protect the skin from friction and moisture
- Softer, more supple, longer lasting cover fabric for enhanced comfort
- Reduce mattress migration and reduce falls- easy to use and intuitive "d" ring straps quickly and easily secure mattress to virtually any bed frame
- High-density foam perimeters remain beneath for safe patient transfers
- New handles make setup, delivery, and cleaning easier
- Unparalleled non-prorated 7-year warranty with Date Stamped Foam
- Meets flammability standard CFR 1632 and CFR 1633




[Shop Now](#)

Gravity 8 Deluxe Long Term Care Pressure Redistribution Mattress

Item #	Product Description
15870	36" W x 80" L x 6" H - Without Raised Rails
15884	36" W x 84" L x 6" H - Without Raised Rails
15886	36" W x 76" L x 6" H - Without Raised Rails
15888	36" W x 80" L x 6" H - With Raised Rails

- Therapeutic die-cut foam spans the full width for maximum patient contact
- High end therapeutic foam mattress maximizes value and comfort with 3 full layers of latex free foam
- Full length articulation cuts to extend mattress life cycle and improve conformity to all bed positions
- Bottom layer provides full length horizontally scored articulation cuts extending the durability and life of the mattress
- High-density foam perimeters remain beneath for safe patient transfers
- Available with or without raised side rails
- Newly added handles make setup, delivery, and cleaning easier
- Heel slope with channel cut foam reduces pressure on patient heels
- Removable multi-stretch cover with welded seems is fluid resistant, low shear and vapor permeable helping protect the skin from friction and moisture
- Meets flammability standard CFR 1632 and CFR 1633




[Shop Now](#)

Gravity 9 Premium Long Term Care Pressure Redistribution Mattress

Item #	Product Description
15970	36" W x 80" L x 6" H - Without Raised Rails
15977	36" W x 80" L x 6" H - With Raised Rails
15984	36" W x 84" L x 6" H - Without Raised Rails
15996	36" W x 76" L x 6" H - Without Raised Rails
15970-4280	42" W x 80" L x 6" H - Without Raised Rails
15970-4284	42" W x 84" L x 6" H - Without Raised Rails
G9-39X80X6	39" W x 80" L x 6" H - Multi-Zone

- Therapeutic die-cut foam spans the full width for maximum patient contact
- Head to toe hybrid visco memory foam top layer
- Drive's premium therapeutic Gravity foam mattress maximizes value and comfort with multiple layers of latex free foam
- Full length articulation cuts to extend mattress life cycle and improve conformity to all bed positions
- Full top layer of open cell, visco-elastic memory foam improves immersion and pressure redistribution
- Bottom layer provides full length horizontally scored articulation cuts extending the durability and life of the mattress
- High-density foam perimeters remain beneath for safe patient transfers
- Available with or without raised side rails
- Newly added handles make setup, delivery, and cleaning easier
- Heel slope with channel cut foam reduces pressure on patient heels
- Removable multi-stretch cover with welded seems is fluid resistant, low shear and vapor permeable helping protect the skin from friction and moisture
- Meets flammability standard CFR 1632 and CFR 1633




[Shop Now](#)

Multi-Ply 6500 Dynamic Elite Pressure Redistribution Foam Mattress

Item #	Product Description
6500-DE-2-FB	36" W x 80" L x 6" H

- Therapeutic die-cut foam spans the full width for maximum patient contact
- Full length articulation cuts to extend mattress life cycle and improve conformity to all bed positions
- High-density foam perimeters remain beneath for safe patient transfers
- Available with or without raised side rails
- Heel section is sloped with patented LuraQuilt foam offloading pressure from vulnerable heels
- Newly added handles make setup, delivery, and cleaning easier
- Removable premium, multi-stretch cover with welded seams is fluid resistant, low shear and vapor permeable helping protect the skin
- Meets flammability standard CFR 1632 and CFR 1633

[Shop Now](#)



Multi-Ply ShearCare 1500 Pressure Redistribution Foam Mattress

Item #	Product Description
1500SC-42-FB	42" W x 80" L
1500SC-48-FB	48" W x 80" L

- Bariatric, latex free, therapeutic foam mattress provides pressure redistribution and shear/friction reduction
- Full width top layer is high-resilient, high-density die-cut foam for pressure redistribution and maximum support
- Intuitive tie-down straps easily fasten to virtually any bed frame for a secure fit to reduce mattress migration and falls
- Premium foam heel section offloads pressure from vulnerable heels
- Breathable stretch cover with welded seams for better water resistance
- Newly added handles make setup, delivery, and cleaning easier
- Meets flammability standard CFR 1632 and CFR 1633


[Shop Now](#)



Quick 'N Easy Comfort Mattress

Item #	Product Description
15076	36" W x 80" L x 6"

- Durable high quality latex free polyurethane foam mattress for utmost comfort and support
- Upgraded handles make setup, delivery, and cleaning easier
- Full length articulation cuts to extend mattress life cycle and improve conformity to all bed positions
- Intuitive tie-down straps easily fasten to virtually any bed frame for a secure fit to reduce mattress migration
- Compression technology creates a 14" x 14" x 37.5" box footprint creating convenience for transport and delivery
- Softer and longer-lasting removable cover with welded seams is fluid resistant, low shear and vapor permeable helping protect the skin from friction and moisture
- Meets flammability standard CFR 1632 and CFR 1633

[Shop Now](#)

Defined Perimeter Mattress Cover

Item #	Product Description
14333	36"-39" W x 80" L x 6"-8" H
14333-42	39"-43" W x 80" L x 6"-10" H

- The Defined Perimeter Mattress Cover creates a raised rail, defined perimeter for enhanced fall prevention, without using patient restraints
- Open in mid-section for safe and easy patient egress and ingress
- Built-in medium density foam bolsters safely and comfortably define edges of bed for patient and prevent falling
- Easy-to-install and secure
- Breathable Nylon makes this a truly universal cover, compatible with both foam and powered air surfaces

[Shop Now](#)

3" Foam Retail Cushion

Item #
RTL14910

- 3" foam cushion in attractive retail package with cutout to feel cover
- Comes with durable, machine washable, jacquard zippered cover
- Weight Capacity 250 lbs
- Made of soft, premium quality foam
- Versatile use for any location where seated comfort is needed



[Shop Now](#)

Premier One General Use Foam Cushion

Item #	Product Description
M8061-PB	14" W x 14" L x 3" H
M8062-PB	14" W x 16" L x 3" H
M8063	16" W x 16" L x 3" H
M8064	18" W x 16" L x 3" H
M8065	20" W x 16" L x 3" H
M8070	20" W x 18" L x 3" H
M8077	22" W x 18" L x 3" H

- The Premier One General Use Foam cushion is designed to provide comfort and stability with a simple, economical design
- Aerated foam helps keep the user cool and dry
- The low-shear water-resistant stretch cover helps maintain sensitive skin integrity
- Convenient 12" tie straps secure the cushion to the wheelchair
- The waterproof vinyl bottom protects the wheelchair seat
- Meets flammability standard TB117



[Shop Now](#)

Molded Foam General Use Wheelchair Cushion

Item #	Product Description
14880	16" W x 16" L x 2" H
14887	18" W x 16" L x 2" H
14881	20" W x 16" L x 2" H
14908	18" W x 18" L x 2" H
14909	20" W x 18" L x 2" H


- A unique construction of high-resilient molded foam provides optimal support, stabilization and pressure redistribution
- Designed for low risk patients seeking comfort and support
- Removable, zippered, low-shear stretch cover is vapor permeable and water-resistant
- Cover has a "Non-Slip" vinyl bottom for comfort and safety
- Convenient 12" tie straps secure the cushion to wheelchair
- Meets flammability standard TB117

[Shop Now](#)

Lumbar Support General Use Wheelchair Back Cushion

Item #	Product Description
14889	18" W x 17" L x 2.5" H
14906	16" W x 17" L x 2.5" H
14920	20" W x 17" L x 2.5" H
8033	22" W x 19" L x 2.5" H

- Memory-foam back cushion provides support, comfort and a tactile curve to improve posture
- Durable Masonite board prevents hammocking in sling-back wheelchair Easily removed as per patient preference
- Conforms to lumbar curve to support lower back
- Sealed liner protects foam core from moisture
- Nylon stretch cover is water resistant, non-slip vinyl back prevents the cushion from sliding and is waterproof
- Adjustable Straps easily attach to wheelchair
- Meets flammability standard TB117

[Shop Now](#)

Adjustable Tension General Use Wheelchair Back Cushion

Item #	Product Description
14300	16"-21" Adjustable
14301	22"-26" Adjustable
<ul style="list-style-type: none">• Versatile back support system that improves patient comfort and posture• 1" thick high density foam pad provides optimal pressure redistribution• Secures directly over wheelchair canes for added strength, stability and safety• 5 Adjustment straps featured for multi-purpose back support and customization to individual seating needs• Handy back pocket is convenient for carrying keys, water bottle, medications, tissues and more• Breathable cover is fluid resistant and easy to clean• Cushion folds with the wheelchair for easy transport and storage• Meets flammability standard TB117	

[Shop Now](#)

Wedge Cushion with Stretch Cover

Item #	Product Description
8134	18" W x 16" D x 4"-2" H
<ul style="list-style-type: none">• Wedge design helps prevent patient from sliding forward• Firm foundation reduces pressure caused by sling-seat hammocks• The top cover is fluid resistant, low shear stretch fabric• The bottom cover is waterproof• High-density foam increases stability and comfort	

[Shop Now](#)



General Use Wheelchair Cushion Kits

Item #	Product Description
14880KIT	Fits 16" Wide Wheelchairs
14887KIT	Fits 18" Wide Wheelchairs
14881KIT	Fits 20" Wide Wheelchairs

- Kit includes one seat and one back cushion each for added comfort & support
- Seat cushion is Drive's Molded Foam General Use cushion for optimal support and stabilization
- Back cushion is Drive's Lumbar Support General Use cushion for supporting the lower back and improving posture
- Meet flammability standard TB117

[Shop Now](#)

Gel "E" 2" General Use Gel/Foam Wheelchair Cushion

Item #	Product Description
14888	18" W x 16" L x 2" H

- The Medicare approved General Use 2" gel-foam wheelchair cushion will provide comfort and support for the wheelchair bound patient
- High-Density foam encapsulates a viscous gel bladder that provides proper immersion and envelopment for pressure redistribution
- The cover is fluid resistant low-shear nylon zippered and removable with a durable vinyl bottom
- Carry handle included for convenient transport
- Meets flammability standard TB117

[Shop Now](#)

Gel-U-Seat™ Lite General Use 2" Gel/Foam Wheelchair Cushion

Item #	Product Description
8040-1	16" W x 16" L x 2" H
8040-2	18" W x 16" L x 2" H
8040-3	20" W x 16" L x 2" H
8040-5	18" W x 18" L x 2" H
8040-4	20" W x 18" L x 2" H
8040-7	22" W x 18" L x 2" H
8040-9	24" W x 18" L x 2" H

- Offering great versatility, the Gel-U-Seat™ Lite provides comfort to almost all wheelchair users
- Unique dual-chambered gel bladder keeps the pelvis in contact with pressure redistributing cooling gel
- The cover is fluid resistant low-shear nylon zippered and removable with a durable vinyl bottom
- Secures easily to wheelchair with 12" tie straps
- Meets flammability standard TB117

[Shop Now](#)



Gel-U-Seat™ Skin Protection 3" Gel/Foam Wheelchair Cushion

Item #	Product Description
8046-1	16" W x 16" L x 3" H
8046-2	18" W x 16" L x 3" H
8046-3	20" W x 16" L x 3" H
8046-4	20" W x 18" L x 3" H
8046-5	22" W x 18" L x 3" H
8046-7	24" W x 18" L x 3" H

- The Gel-U-Seat™ skin protection cushion has a high density foam shell surrounding a uniquely designed gel bladder
- Dual chambered gel bladder provides proper immersion and envelopment for pressure redistribution
- Cover is water resistant and low shear stretch to reduce heat and moisture build-up
- Convenient 12" tie straps secure the cushion to the wheelchair
- Meets flammability standard TB117

[Shop Now](#)



Gel "E" Skin Protection 3" Gel/Foam Wheelchair Cushion

Item #	Product Description
14891	16" W x 16" L x 2" H
14886	18" W x 16" L x 3" H
14878	18" W x 18" L x 3" H
14894	20" W x 16" L x 3" H
14902	22" W x 18" L x 3" H


- Pressure redistributing cushion designed to assist in the prevention, treatment and management of pressure injuries
- Viscous gel bladder is encased in polyurethane foam shell and provides optimal pressure redistribution, support and comfort
- Cover top is a urethane-coated nylon that is low-shear, vapor permeable and water-resistant
- Cover base is waterproof vinyl for durability
- Carry handle included for convenient transport
- Meets flammability standard TB117

[Shop Now](#)

Titanium Skin Protection and Positioning Gel/Foam Wheelchair Cushion

Item #	Product Description
FPT-1	16" W x 16" L x 3.5" H
FPT-2	18" W x 16" L x 3.5" H
FPT-1818	18" W x 18" L x 3.5" H
FPT-2018	20" W x 18" L x 3.5" H
FPT-4	22" W x 18" L x 3.5" H

- The Titanium cushion is specifically designed to offer superior pressure redistribution and positioning
- High-resilient, high-density foam combined with a dual chamber gel bladder encourages proper patient posture through immersion
- Middle contour acts as a built-in leg abductor
- Low-shear, fluid-resistant stretch cover helps to maintain sensitive skin tissue
- Non-skid bottom offers additional stability
- Meets flammability standard TB117

[Shop Now](#)

Balanced Aire Adjustable Skin Protection Cushion

Item #	Product Description
8047-16	16" W x 16" L x 4" H
8047-16-2	16" W x 16" L x 2" H
8047-18	18" W x 16" L x 4" H
8047-1818	18" W x 18" L x 4" H
8047-1818-2	18" W x 18" L x 2" H
8047-18-2	18" W x 16" L x 2" H
8047-20	20" W x 16" L x 4" H
8047-2018	20" W x 18" L x 4" H
8047-20-2	20" W x 16" L x 2" H
8047-2218	22" W x 18" L x 4" H

- Flexible interconnected, independent air cells allow for deep immersion into the cushion
- Ideal for clients with limited seated tolerance, or those at risk for pressure injuries
- Low-shear stretch cover with adjustable locking straps and non-skid bottom is easily removed and washed
- Hand pump included to adjust the cushion
- Repair kit included for quick fixes
- Meets flammability standard TB117

Shop Now



Bed Wedges (Cloth Cover)

Item #	Product Description
3826	23" W x 23" L x 10" H
3827	23" W x 23" L x 10" H

- Bed wedges with a cloth cover are designed to help elevate and support the neck
- Helps to relieve discomfort associated with respiratory problems, poor circulation and back or neck pain
- 100% polyurethane foam

Shop Now



Folding Bed Wedges

Item #	Product Description
RTL3825	23" W x 23" L x 7" H
RTL3826	23" W x 23" L x 10" H
RTL3827	23" W x 23" L x 12" H

- Designed to elevate and support the neck as well as help alleviate respiratory conditions
- Helps to relieve discomfort from back or neck pain and assists with poor circulation
- Helps to alleviate discomfort from pregnancy
- Great for sleeping with acid reflux or heartburn
- Compact folding design allows for easy storage and the carry handle is perfect for travel
- Available in 3 sizes

[Shop Now](#)

Compressed Bed Wedge Cushion

Item #
RTL1490COM

- Designed to elevate and support the neck as well as help alleviate respiratory conditions
- Helps to relieve discomfort from back or neck pain and assists with poor circulation
- Great for sleeping with acid reflux or heartburn
- Cushion automatically expands to full size when removed from packaging
- Comfortable and durable foam construction
- Removable, machine-washable cover

[Shop Now](#)

Foam Ring Cushion

Item #

RTLPC23388

Product Description

16" W x 12.75" L x 2.75" H

- Provides excellent comfort and support while seated
- Open center is designed to provide maximum pressure relief
- Comes with durable, washable, zippered jacquard cover
- Made from soft, premium quality therapeutic foam
- Weight Capacity: 250lbs

[Shop Now](#)

Compressed Coccyx Cushion

Item #

RTL1491COM

- Cut-out reduces pressure on spine and coccyx (tail bone) when seated
- Cushion's tilt restores spines' natural "S" shape
- Great for home, office and travel
- Cushion automatically expands to full size when removed from packaging
- Comfortable and durable foam construction
- Removable, machine-washable cover

[Shop Now](#)

Compressed Foam Ring

Item #	Product Description
RTL1492COM	16.5" W x 12.5" L x 3.5" H

- Specially designed to reduce pressure on sensitive areas when sitting for extended periods
- Unique shape offers relief of coccyx (tail bone) pain, hemorrhoids and post-surgery discomfort
- Donut shape comfortably conforms to body contours
- Cushion automatically expands to full size when removed from packaging
- Comfortable and durable foam construction
- Removable, machine-washable cover

[Shop Now](#)

Compressed Lumbar Cushion

Item #	Product Description
RTL1493COM	13.5" W x 13" L x 4" H

- Transforms an ordinary chair by providing ergonomic comfort and back support
- Ideal for those who spend extended periods sitting
- Subtle contour promotes proper posture while offering support and minimizing back pain
- Attached strap helps keep cushion securely in place
- Great for home, office and travel—even in the car
- Cushion automatically expands to full size when removed from packaging
- Comfortable and durable foam construction
- Removable, machine-washable cover

[Shop Now](#)

Compressed Posture Support Cushion

Item #	Product Description
RTL1494COM	16.4" W x 8" L x 4.5" D

- Transforms an ordinary chair by providing ergonomic comfort and back support
- Firm yet plush for superior posture support
- Helps reduce discomfort in the head, neck, shoulders and back
- Ergonomically designed to promote proper spinal alignment
- Attached strap helps keep cushion securely in place
- Great for home, office and travel—even in the car
- Also great for use behind the knees and ankles
- Cushion automatically expands to full size when removed from packaging
- Comfortable and durable foam construction
- Removable, machine-washable cover

[Shop Now](#)

Comfort Touch™ Knee Support Cushion

Item #	Product Description
RTL2017CTK	10" W x 7.5" L x 8" H

- Alleviates discomfort by promoting proper alignment of spine, knees and hips
- Contoured shape fits comfortably between the legs with adjustable, secure strap to keep cushion in place
- Soft velour cover enhances relaxation and is easily removable for cleaning
- Ideal for side sleepers, people with lower back or Sciatica nerve pain, or women who are pregnant

[Shop Now](#)

Comfort Touch™ Heated Lumbar Support

Item #	Product Description
RTL2017CTL	12.6" W x 13.2" L x 4.1" H

- Single heat setting provides continuous heat therapy to ease back pain and muscle tension
- Ergonomically designed to provide postural support
- Soft velour cover provides luxurious feel for added comfort and is easily removable for cleaning
- Can be used on your seat of choice wherever a power supply is available

[Shop Now](#)

Comfort Touch™ Neck Support Pillow

Item #	Product Description
RTL2017CTN	11.2" W x 10.2" L x 4.9" H


- Insertable gel packs target up to 3 locations providing hot or cold therapy for relief of muscle inflammation and tension
- Ergonomically designed memory foam provides support for your head and neck while at home or on the go
- Soft velour cover enhances relaxation and is easily removable for cleaning
- Includes 3 re-usable gel packs and a travel bag for easy storage and portability

[Shop Now](#)

Comfort Touch Gel Packs

Item #

RTL2017CTGP



[Shop Now](#)

Comfort Touch™ Cooling Sensation Seat Cushion

Item #

RTL2017CTS

Product Description

18" W x 16" L x 3" H

- Ergonomic molded foam provides support and eases pain and discomfort associated with the pressure of prolonged sitting
- Gel top layer provides cooling sensation for added comfort
- Machine washable stretch cotton blend cover is low shear, water resistant, and comes with a non-skid bottom
- Molded foam cushion comes with a carrying handle to conveniently take cushion wherever you go




[Shop Now](#)

Convolutated Foam Pad

Item #	Product Description
M6026	33" W x 74" L x 3.5" H

- Convolutated foam mattress topper helps redistribute pressure and increase circulation
- Offers a cool, dry and comfortable surface for a more restful sleep

[Shop Now](#)

PrimeMat 2.0 Impact Reduction Fall Mats

Item #	Product Description
PM20BA	24" W x 70" L x .75" H - Brown
PM20GA	24" W x 70" L x .75" H - Grey

- Full length provides maximum coverage alongside bed
- Tough and lightweight - Mats are constructed from high quality molded Polyurethane foam inner core (210kgs/ cubic meter) to provide maximum absorption and rebound to reduce impact in the event of a fall
- Passed 5 foot "Egg Drop Test" - an egg was dropped from 5 feet above the mat without damage
- Low profile with tapered edges allow equipment such as overbed tables or patient lifts to roll over easily
- Anti-slip bottom netting keeps the mat secure to help prevent accidental tripping
- Embossed non-slip PVC leather look top is not only attractive but extremely durable and puncture resistant
- Non-slip pattern helps minimize slipping and is easy to clean with mild soap and water

[Shop Now](#)

Safetycare Floor Mats 1 Piece with Masongard Cover

Item #	Product Description
7094	36" W x 66" L x 2" H
7095-BF	24" W x 66" L x 2" H

- Safetycare floor mats help prevent injury in the event of an accidental roll-off from bed
- Made from high-density polyurethane foam



[Shop Now](#)

Tri-Fold Bedside Fall Mat

Item #	Product Description
14700	30" W x 72" L x 2" H

- Helps to reduce the possibility of injuries from bed falls
- Conveniently folds in 3 sections for storage
- Made of high density foam to absorb impact from bed falls
- Non-skid bottom reduces the chance of the mat slipping
- Comes with durable, vinyl cover that is easy to clean



[Shop Now](#)




CORPORATE OFFICE 🏠 99 Seaview Blvd., Port Washington, NY 11050 📞 877-374-8763 🌐 www.drivemedical.com
CANADA OFFICE 🏠 256 Aviva Park Drive, Vaughan, Ontario Canada L4L 9C7 📞 866-752-1363

©2025 Medical Depot, Inc. dba Drive DeVilbiss Healthcare, 99 Seaview Boulevard, Port Washington, NY 11050. All trademarks used in association with the sale of products of Drive DeVilbiss are trademarks owned by Medical Depot, Inc. All other trademarks, trade names, service marks and logos referenced herein belong to their respective companies. Refer to product instruction guide for warranty details.

Ask us about our NEW Product!

drive DualEase™ GEL CUSHION



Patented Unique
Polymer Gel
Structure



PreserveTech™
Stays Cleaner • Lasts Longer



Reversible Design. Clinical Grade Pressure Redistribution.

Give customers clinically designed skin protection and provide enhanced comfort with a reduced risk of pressure injuries (E2622)—no pump required—with our **Drive DualEase™ Polymer Gel Cushion**. Ideal for individuals with limited seating tolerance, the Drive DualEase™ Polymer Gel Cushion features a patented unique polymer gel structure that cradles ischial tuberosities and the coccyx, effectively redistributing pressure while promoting airflow to keep users cool and dry. Made from hyperelastic polymer gel, the cushion helps absorb shock and vibrations. With two firmness options in one reversible design, it accommodates a wider range of patient needs while reducing inventory complexity.

Item #	Description	UPC	UOM
14991	16" x 16" x 2"	822383029573	1/ea, 4/cv
14992	18" x 16" x 2"	822383029580	1/ea, 4/cv
14993	20" x 16" x 2"	822383029597	1/ea, 4/cv

Product Specs

Product Weight: 14991 | 14992 | 14993 5 lb. | 5.7 lb. | 6.4 lb.

Anti-Slip Feature Non-Slip Bottom

Cushion Composition Polymer Gel

Machine Washable Cover

Top Cover Fabric Stretch Nylon

Antimicrobial

HCPSC Code E2622

Weight Capacity 300 lb.

Warranty 2 Years

Helps Prevent and Treat Pressure Wounds

With a flexible, interconnected dual-layer structure, the cooling polymer gel and open-cell design cradles bony prominences while absorbing shifting forces to reduce shear and promote airflow, reducing heat and moisture and protecting skin integrity. The self-recovering design maintains its shape and pressure reducing properties over time.

Streamlined Inventory

Enjoy the ease of reduced SKUs thanks to the dual-sided design providing two firmness options for varied patient needs. Available in 3 different widths (16", 18", and 20"), it's perfect for use with wheelchairs or anywhere!

Skin Protection

Protect vulnerable skin from moisture and irritation with a nylon two-way stretch cover, which is removable, machine washable for easy cleaning, and replaceable.

Go-Anywhere Design

Lightweight and easy to use on multiple seating surfaces with a stable, non-skid design—or take along for comfort on the go with two convenient carry handles.

Builds Trust With Customers

Backed by a non-prorated 2-year warranty, our cushion features PreserveTech™ antimicrobial* technology to help it stay cleaner and last longer. Replacement covers are available.

*Antimicrobial properties are built-in to protect the products; these products do not protect users or others against bacteria, viruses, germs, or other disease organisms



2025

Personal Care Catalog

Enhancing quality
of life is our
driving force



Trusted Care, Every Day

Drive DeVilbiss Healthcare is proud to provide the trusted personal care products that help keep you safe and healthy every day. From heating pads to blood pressure monitors, our products are thoughtfully designed to support and enhance user comfort and safety. The safety, reliability, and accuracy of these products is crucial, which is why Drive DeVilbiss Healthcare products are used in hospitals worldwide. Their trusted, dependable quality gives customers and caregivers the freedom to focus on what's most important in their daily lives.



Deluxe Automatic Blood Pressure Monitor, Wrist

Item # BP3200

- WHO Classification
- Irregular Heart Beat Detection
- One Touch Operation
- Large Easy-to-Read Screen
- Date & Time Display
- Pulse Rate Indicator
- Digital Error Messages
- Travel Bag
- Auto-Off Function
- Memory Stores 120 Readings (2 x 60)
- Average Last 3 Results

[Shop Now](#)



Automatic Blood Pressure Monitor, Wrist Model

Item # BP2116

- Large easy-to-read digital display
- 120 memory recall
- Date & time display
- Pulse Rate Indicator
- Auto-off function
- Lightweight & easy to use
- Quiet inflation method
- Wrist model

[Shop Now](#)



Deluxe Automatic Blood Pressure Monitor, Upper Arm

Item # BP3400

- WHO Classification
- Irregular Heart Beat Detection
- One Touch Operation
- X-Large Easy-to-Read Screen
- Date & Time Display
- Pulse Rate Indicator
- Digital Error Messages
- Travel Bag
- Auto-Off Function
- Memory stores 120 readings (2 x 60)
- Average Last 3 Results

[Shop Now](#)




Economy Automatic Blood Pressure Monitor, Upper Arm

Item # BP3600

- WHO Classification
- Irregular Heart Beat Detection
- One Touch Operation
- Large Easy-to-Read Screen
- Date & Time Display
- Pulse Rate Indicator
- Digital Error Messages
- Travel Bag
- Auto-Off Function
- Memory Stores 120 Readings
- Average Last 3 Results

[Shop Now](#)



Deluxe Automatic Upper Arm BP Monitor Accessories

Item # BP2000

- Replacement Cuff for BP3400/BP3600
- Standard Cuff Size 8.6"-14.2"
- Bariatric Cuff Size 12.6"-17.7"

[Shop Now](#)



Deluxe Automatic Upper Arm BP Monitor Accessories

Item # BP2001

- Replacement Cuff for BP3400/BP3600
- Standard Cuff Size 8.6"-14.2"
- Bariatric Cuff Size 12.6"-17.7"

[Shop Now](#)



A/C Adapter

Item # BP2610

- AC Adapter for BP3400/BP3600

[Shop Now](#)



Leg Cast Protector

Item # RTLPC23402

- Keeps casts and bandages dry while bathing or showering
- Stretch tight fit eliminates the need for pumps, straps and adhesive tapes
- Reusable design folds compactly
- Latex Free

[Shop Now](#)



Arm Cast Protector

Item # RTLPC23401

- Keeps casts and bandages dry while bathing or showering
- Stretch tight fit eliminates the need for pumps, straps and adhesive tapes
- Reusable design folds compactly
- Latex Free

[Shop Now](#)



Universal Arm Sling

Item # RTLPC23278

- This Universal sling supports the arm for recuperation from fractures, sprains, or surgery of arm or hand
- Ideally sized for both adults and youths to fit either arm
- Comes with an easy-to-use adjustable sizing strap

[Shop Now](#)



Clear 2-Handle Cup

Item # RTL3515

- Made from clear and strong polystyrene, and can hold up to 10 ounces
- Comes with spout and anti-splash lids
- Designed for cold liquids only. Not intended for hot liquids
- Not microwave safe
- Not dishwasher safe
- Clean with warm water, a mild detergent and a soft dishcloth

[Shop Now](#)



EasySip® Cup

Item # RTL19K005-2

- Bends and extends like a straw without tilting head
- Polypropylene cup with non-slip TPE hand grip and bottom
- Holds 10 fluid ounces
- Measurement markings to track intake
- Non-toxic. Free of BPA, chlorides and phthalates
- Top-rack dishwasher safe. Fully extend cup before putting in dishwasher to clean bellows
- Cold and warm beverages
- Comes with 2 cups in a box

[Shop Now](#)



Hip Kit

Item # RTL9506

- Contains: Long-Handled Bath Sponge (item # RTL1020), Polyethylene Stocking Aid (item # RTL2012), Folding Hand-Held Reacher, 26" (item # RTL5022), Plastic Shoe Horn (item # RTL2049), Black Elastic Shoe Laces (item # RTL5022)

[Shop Now](#)



Heating Pad

Item # RTL19G007GR

- Comfortable and fast-acting dry or moist heat
- Six unique heat and time settings
- Lightweight and flexible to conform to the body
- Absorbent sponge in pad provides moist heat that penetrates tissue quickly and safely
- Pad heats in seconds and monitors real-time temperature to prevent overheating
- Six temperature settings (113 /122 /131 / 140 /149 /158) and countdown timer settings (0:15/0:30/0:45 /1:00/1:30/2:00)
- Digital display features on/off switch, temperature and timer control, and indicator light
- Machine-washable pad
- Large dimensions of 12" x 24" x 0.4"
- Portable tote bag and elastic fastenting strap

[Shop Now](#)



Hand-Held Reacher

Item # RTL5023

- With a lightweight aluminum frame this reacher helps to eliminate bending and stretching
- Only 12 ounces of pressure required at trigger to close jaws
- Length: 28"

[Shop Now](#)



Hand-Held Reacher

Item # RTL5021F

- With a lightweight aluminum frame this reacher helps to eliminate bending and stretching
- Only 12 ounces of pressure required at trigger to close jaws
- Length: 32"
- Foldable

[Shop Now](#)



Hand-Held Reacher

Item # RTL5020

- With a lightweight aluminum frame this reacher helps to eliminate bending and stretching
- Only 12 ounces of pressure required at trigger to close jaws
- Length: 26"

[Shop Now](#)



Hand-Held Reacher

Item # RTL5021

- With a lightweight aluminum frame this reacher helps to eliminate bending and stretching
- Only 12 ounces of pressure required at trigger to close jaws
- Length: 32"

[Shop Now](#)



Metal Shoe Horn

Item # RTL2046

- Prevents bending or stooping when putting on shoes
- Won't snag socks or stockings
- 23" long

[Shop Now](#)



Dressing Stick

Item # RTL2032

- Both 18" and 24" models have a plastic coated "S" hook at one end RTL2030 has a small "C" hook on the other
- Can be used for both pulling on and pushing off clothes

[Shop Now](#)



Molded Stocking Aid

Item # RTL2010

- Makes it possible to put on stockings without bending
- Curved cutouts on the sides hold the sock while it is being pulled up the leg
- Stocking aid holds the sock open and allows the user to easily pull the sock or stocking up with minimal effort

[Shop Now](#)



Leg Lifter

Item # RTL2061

- A simple way to help lift your leg
- 36" long, with hand and foot loops

[Shop Now](#)



Adult Bib Scarf

Item # RTL19D8PK-2

- Clothing & User Protection - Prevents spills that cause stains and potential slip hazards
- Practical & Discreet - Multi-functional and unobtrusive design fits all wardrobes and situations
- Protects clothing from food, drink and cooking splatters
- 100% Polyester with performance finish; wipe clean fabric
- Machine washable and tumble dry
- Lightweight and flexible
- Built-in crumb catcher to keeps floors clean and safe
- Stylish and discreet for any wardrobe or situation

[Shop Now](#)



Adult Bib Scarf

Item # RTL19D8BG-2

- Clothing & User Protection - Prevents spills that cause stains and potential slip hazards
- Practical & Discreet - Multi-functional and unobtrusive design fits all wardrobes and situations
- Protects clothing from food, drink and cooking splatters
- 100% Polyester with performance finish; wipe clean fabric
- Machine washable and tumble dry
- Lightweight and flexible
- Built-in crumb catcher to keeps floors clean and safe
- Stylish and discreet for any wardrobe or situation

[Shop Now](#)



Transfer Disc

Item # RTL6048

- Operates like a "Lazy Susan" rotating the person so transfer is possible with minimal physical effort
- Top and bottom surfaces are non-slip for safety

[Shop Now](#)



Cervical Traction Set

Item # 13004

- Heavy-duty head halter comes complete with metal support and self-attaching closures
- Complete with 12" adjustable spreader bar, 8' traction rope, double-sealed rings, water bag and "S" hook
- Machine washable
- One size fits all

[Shop Now](#)



Transfer Board

Item # RTL6045

- For ease of transferring to and from a wheelchair
- Made of sturdy Baltic birch with a clear lacquer finish
- Ends tapered, corners rounded
- Weight Capacity 440 lbs

[Shop Now](#)



Bariatric Transfer Board With Hand Holes

Item # RTL7047

- For ease of transferring to and from a wheelchair
- Two cut-out handles provide additional maneuverability
- Made of sturdy Baltic birch with a clear lacquer finish
- Ends tapered, corners rounded
- Slightly beveled on each end
- Weight Capacity 600 lbs
- Size: 35" x 8"

[Shop Now](#)



Transfer, Walking Gait Belt

Item # RTL6292

- Assists caregivers in repositioning or moving a patient
- 4 Vertical Straps
- Quick Release Buckle

[Shop Now](#)



Male Urinal

Item # RTLPC23201-M

- Essential for anyone who has trouble getting out of bed
- Designed to prevent spills
- Sturdy grip for easy handling and can be used in several positions by the patient
- Lightweight, durable and easy-to-clean
- Graduation marks to measure output
- Can hold 32 oz
- Cap helps confine odors

[Shop Now](#)



Female Urinal

Item # RTLPC23201-F

- Essential for anyone who has trouble getting out of bed
- Designed to prevent spills
- Sturdy grip for easy handling and can be used in several positions by the patient
- Lightweight, durable and easy-to-clean
- Graduation marks to measure output
- Can hold 32 oz

[Shop Now](#)



Contoured Bed Pan

Item # RTLPC23212

- For anyone who has difficulty getting out of bed
- Contour design provides comfort and ease for use
- Lightweight, durable and easy-to-clean
- Can hold 84 oz -2.5L

[Shop Now](#)



Sitz Bath

Item # RTLPC23234

- Ideal for use in treatment of hemorrhoids and other conditions in the anal and genital areas, and especially after an episiotomy
- Designed to fit standard toilets
- Lightweight, durable and easy-to-clean
- Bag capacity: 2.1 US quarts
- No-kink tubing length: 60" –152.4 cm
- Basin capacity: 2 US Quarts –1.9L

[Shop Now](#)



Cervical Collar

Item # RTLPC23289

- Provides firm, comfortable support, helping to relieve neck discomfort
- It's convenient hook and loop closure adjusts for proper fit
- Constructed of soft, porous cotton cover over polyfoam

[Shop Now](#)



Pure Expressions Single Channel Electric Breast Pump

Item # RTLBP1000

- LCD Display provides status of programs and functions with 9 adjustable suction strengths
- 2 phase expression stimulation and expression mode
- Closed Loop Anti-backflow System
- Single Pumping
- BPA and Latex Free
- One 4oz Bottle Feeding Adapter Kit and Storage Container with Lid
- Convenient Drawstring Bag
- A/C Power Supply Included Internal battery power source

[Shop Now](#)



Pure Expressions Dual Channel Electric Breast Pumps

Item # RTLBP2000

- LCD Display provides status of programs and functions with 9 adjustable suction strengths
- 2 phase expression stimulation and expression mode
- Includes 2 soft silicone cushion inserts
- Silent for discreet pumping
- Closed loop anti-backflow system
- Single or double pumping options
- BPA and latex free, easy to assemble and clean
- Two 4oz Bottle Feeding Adapter Kits and Storage Containers with Lids
- Convenient Carry Bag with Zipper
- Includes A/C power supply & external battery pack

[Shop Now](#)



Breast Pump Carry Bag

Item # BP001

- Carry bag for RTLBP2000

[Shop Now](#)



6oz Wide Neck Bottle With Cap

Item # BP004

- Pure Expressions offers a convenient, BPA-Free 6oz storage bottle. As babies grow they require more milk, so having a larger size bottle is ideal for any Mom and her growing baby

[Shop Now](#)



Padded Swivel Seat Cushion

Item # RTLAGF-300

- Swivel seat allows individual to turn up to 360 degrees
- Makes getting on or off a seat or chair easy and comfortable (Figure A)
- Durable and stable
- Portable: weighs only 3.25 lbs
- Dimensions: 15 ⁵/₈" diameter
- Weight Capacity 300 lbs

[Shop Now](#)



Inflatable Vinyl Cushion

Item # RTLPC23245

- Helps provide both support and comfort when sitting for long periods
- Inflation or deflation is easy with the convenient push-pull valve
- Easy-to-clean
- Dimensions: 13" diameter (33 cm), 3" (7.6 cm) high when inflated

[Shop Now](#)



Inflatable Rubber Cushion

Item # RTLPC23346

- Durable, heavy-gauge cushion conforms to the natural contours of the body for comfort
- Cleans with just a damp cloth
- Easy to inflate and deflate
- Product contains natural rubber
- Dimensions: 14" diameter (35.56 cm) when inflated, 3.75" (8.89 cm) high when inflated
- Weight Capacity 300 lbs

[Shop Now](#)



All-Purpose Stool with Adjustable Arms

Item # 12455

- Stool features a padded seat and back for added comfort
- Angled seat makes sitting down and getting up easy
- Manufactured with white powder-coated steel for an attractive, durable finish
- Legs are chrome-plated steel
- Comes with removable arm supports with adjustable width for added safety and comfort
- Easily assembled
- Adjustable height to accommodate most individuals

[Shop Now](#)



Folding Exercise Peddler with Electronic Display

Item # RTL10273

- Five function display indicates exercise time, revolution count, revolutions per minute (rpm) and calories burned
- Scan feature alternately displays all measurements automatically
- Four anti-slip rubber pads prevent sliding and protect surfaces
- Adjustable knob to help fine-tune tension
- Attractive silver finish
- Button cell battery included
- Completely assembled, foldable design

[Shop Now](#)

Exercise Peddler

Item # 10270KDRSV-1

- Four anti-slip rubber pads prevent sliding and protect floor Included on all units
- Safe and gentle form of low-impact exercise
- Stimulates circulation
- Adjustable knob to help fine-tune tension
- Attractive silver-vein finish
- Compact for storage and transport

[Shop Now](#)

Overdoor Exercise Pulley

Item # 13005

- Designed to safely and easily increase range of motion
- Easily fits over standard door
- Comes complete with door bracket, pulleys, cord and handles
- For use when sitting or standing

[Shop Now](#)





CORPORATE OFFICE 🏠 99 Seaview Blvd., Port Washington, NY 11050 📞 877-374-8763 🌐 www.drivemedical.com
CANADA OFFICE 🏠 256 Aviva Park Drive, Vaughan, Ontario Canada L4L 9C7 📞 866-752-1363

©2024 Medical Depot, Inc. dba Drive DeVilbiss Healthcare, 99 Seaview Boulevard, Port Washington, NY 11050. All trademarks used in association with the sale of products of Drive DeVilbiss are trademarks owned by Medical Depot, Inc. All other trademarks, trade names, service marks and logos referenced herein belong to their respective companies. Refer to product instruction guide for warranty details.